

Asset Allocation Report

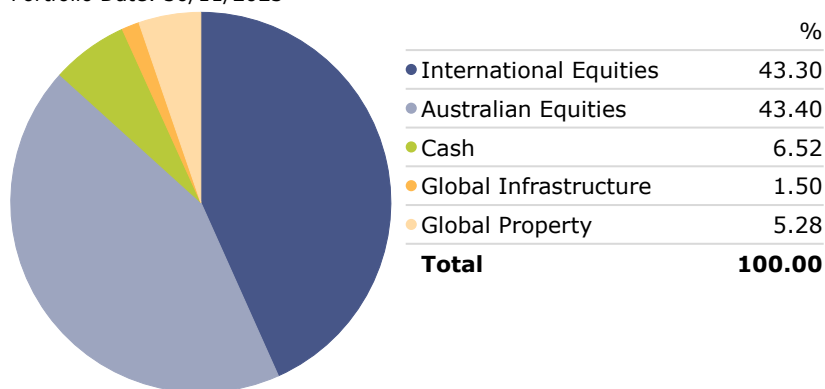
Sestante Dynamic Aggressive

As of 30/11/2023



Portfolio Holdings - Sestante Dynamic Aggressive

Portfolio Date: 30/11/2023



Top Holdings - Sestante Dynamic Aggressive

Portfolio Date: 30/11/2023

| | Portfolio Weighting % |
|--|-----------------------|
| Australian Equities | 43.40 |
| iShares Core S&P/ASX 200 ETF | 14.99 |
| Schroder Australian Equity Fund - PC | 11.26 |
| Paradice Australian Equities Fund | 7.45 |
| Yarra Ex-20 Australian Equities Fund | 4.94 |
| FSI Australian Small Companies | 3.20 |
| KeyInvest iShares Aus Eq Idx | 1.57 |
| International Equities | 43.30 |
| Ironbark Royal London ConcentratedGlbShr | 11.77 |
| BetaShares S&P 500 Equal Weight ETF | 11.42 |
| GQG Partners Global Equity AUD Hedged | 9.19 |
| iShares S&P 500 AUD Hedged ETF | 8.18 |
| Fidelity Asia | 2.75 |
| Cash | 6.52 |
| BetaShares Aus High Interest Cash ETF | 3.90 |
| iShares Core Cash ETF | 2.61 |
| Global Property | 5.28 |
| Martin Currie Real Income A | 5.28 |
| Global Infrastructure | 1.50 |
| VanEck FTSE Gbl Infrac(Hdg)ETF | 1.50 |

Asset Allocation Report

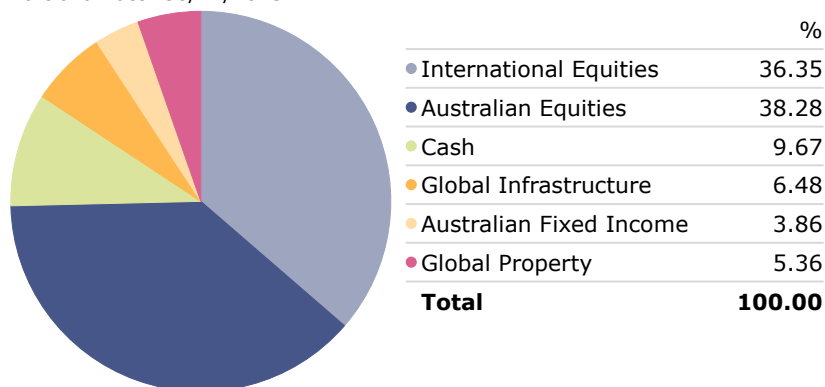
Sestante Dynamic Assertive

As of 30/11/2023



Portfolio Holdings - Sestante Dynamic Assertive

Portfolio Date: 30/11/2023



Top Holdings - Sestante Dynamic Assertive

Portfolio Date: 30/11/2023

| | Portfolio Weighting % |
|--|-----------------------|
| Australian Equities | 38.28 |
| iShares Core S&P/ASX 200 ETF | 17.93 |
| Schroder Australian Equity Fund - PC | 8.56 |
| Paradice Australian Equities Fund | 5.21 |
| Yarra Ex-20 Australian Equities Fund | 3.98 |
| FSI Australian Small Companies | 2.60 |
| International Equities | 36.35 |
| Ironbark Royal London ConcentratedGlbShr | 11.67 |
| BetaShares S&P 500 Equal Weight ETF | 8.54 |
| GQG Partners Global Equity AUD Hedged | 7.91 |
| iShares S&P 500 AUD Hedged ETF | 5.81 |
| Fidelity Asia | 2.42 |
| Cash | 9.67 |
| BetaShares Aus High Interest Cash ETF | 7.02 |
| iShares Core Cash ETF | 2.65 |
| Global Infrastructure | 6.48 |
| VanEck FTSE Gbl Infrs(Hdg)ETF | 6.48 |
| Global Property | 5.36 |
| Martin Currie Real Income A | 5.36 |
| Australian Fixed Income | 3.86 |
| Franklin Australian Core Plus Bond A | 3.86 |

Asset Allocation Report

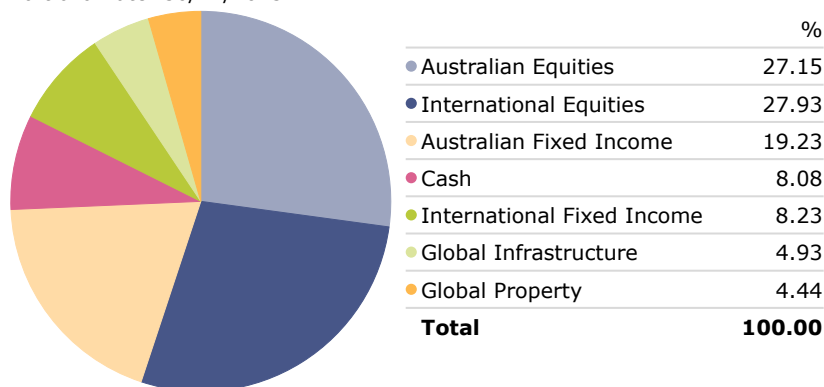
Sestante Dynamic Balanced

As of 30/11/2023



Portfolio Holdings - Sestante Dynamic Balanced

Portfolio Date: 30/11/2023



Top Holdings - Sestante Dynamic Balanced

Portfolio Date: 30/11/2023

| | Portfolio Weighting % |
|--|-----------------------|
| International Equities | 27.93 |
| Ironbark Royal London ConcentratedGlbShr | 8.84 |
| BetaShares S&P 500 Equal Weight ETF | 6.25 |
| GQG Partners Global Equity AUD Hedged | 5.83 |
| iShares S&P 500 AUD Hedged ETF | 5.10 |
| Fidelity Asia | 1.92 |
| Australian Equities | 27.15 |
| iShares Core S&P/ASX 200 ETF | 12.82 |
| Schroder Australian Equity Fund - PC | 5.57 |
| Paradice Australian Equities Fund | 4.25 |
| Yarra Ex-20 Australian Equities Fund | 2.75 |
| FSI Australian Small Companies | 1.77 |
| Australian Fixed Income | 19.23 |
| Janus Henderson Tactical Income | 7.87 |
| Franklin Australian Core Plus Bond A | 6.93 |
| Perpetual Diversified Income | 4.43 |
| International Fixed Income | 8.23 |
| PIMCO Global Bond W | 4.23 |
| FSI Global Credit Income | 4.00 |
| Cash | 8.08 |
| BetaShares Aus High Interest Cash ETF | 5.36 |
| iShares Core Cash ETF | 2.71 |
| Global Infrastructure | 4.93 |
| VanEck FTSE Gbl Infrs(Hdg)ETF | 4.93 |
| Global Property | 4.44 |
| Martin Currie Real Income A | 4.44 |

Asset Allocation Report

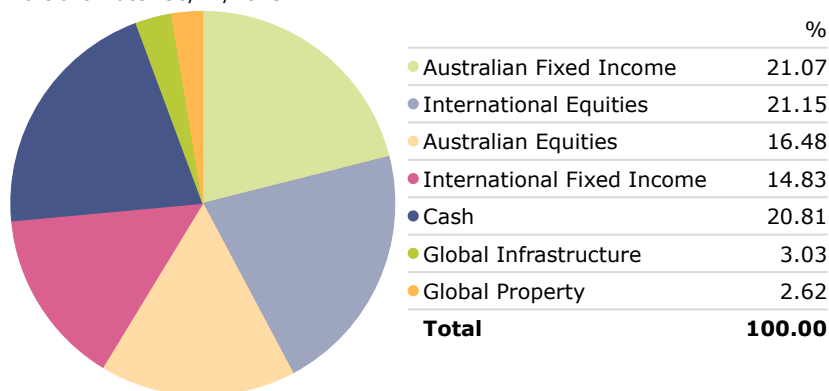
Sestante Dynamic Moderately Conservative

As of 30/11/2023



Portfolio Holdings - Sestante Dynamic Moderately Conservative

Portfolio Date: 30/11/2023



Top Holdings - Sestante Dynamic Moderately Conservative

Portfolio Date: 30/11/2023

| | Portfolio Weighting % |
|--|-----------------------|
| International Equities | 21.15 |
| Ironbark Royal London ConcentratedGlbShr | 6.34 |
| GQG Partners Global Equity AUD Hedged | 5.69 |
| BetaShares S&P 500 Equal Weight ETF | 4.27 |
| iShares S&P 500 AUD Hedged ETF | 3.41 |
| Fidelity Asia | 1.45 |
| Australian Fixed Income | 21.07 |
| Janus Henderson Tactical Income | 9.92 |
| Perpetual Diversified Income | 6.33 |
| Franklin Australian Core Plus Bond A | 4.82 |
| Cash | 20.81 |
| BetaShares Aus High Interest Cash ETF | 13.64 |
| Pendal Short Term Income Securities Fd | 4.42 |
| iShares Core Cash ETF | 2.74 |
| Australian Equities | 16.48 |
| iShares Core S&P/ASX 200 ETF | 7.53 |
| Schroder Australian Equity Fund - PC | 3.22 |
| Paradice Australian Equities Fund | 2.76 |
| Yarra Ex-20 Australian Equities Fund | 1.82 |
| FSI Australian Small Companies | 1.15 |
| International Fixed Income | 14.83 |
| FSI Global Credit Income | 8.78 |
| PIMCO Global Bond W | 6.05 |
| Global Infrastructure | 3.03 |
| VanEck FTSE Gbl Infrs(Hdg)ETF | 3.03 |
| Global Property | 2.62 |
| Martin Currie Real Income A | 2.62 |

Asset Allocation Report

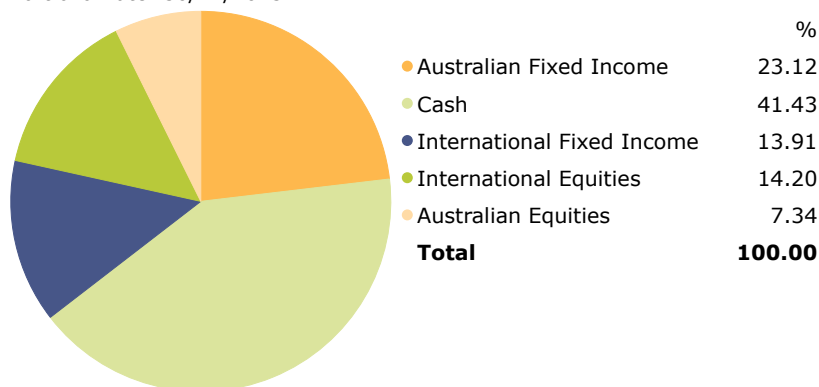
Sestante Dynamic Conservative

As of 30/11/2023



Portfolio Holdings - Sestante Dynamic Conservative

Portfolio Date: 30/11/2023



Top Holdings - Sestante Dynamic Conservative

Portfolio Date: 30/11/2023

| | Portfolio Weighting % |
|--|-----------------------|
| Cash | 41.43 |
| BetaShares Aus High Interest Cash ETF | 30.50 |
| Pendal Short Term Income Securities Fd | 8.20 |
| iShares Core Cash ETF | 2.72 |
| Australian Fixed Income | 23.12 |
| Janus Henderson Tactical Income | 10.07 |
| Franklin Australian Core Plus Bond A | 9.38 |
| Perpetual Diversified Income | 3.67 |
| International Equities | 14.20 |
| Ironbark Royal London ConcentratedGlbShr | 4.70 |
| GQG Partners Global Equity AUD Hedged | 3.86 |
| BetaShares S&P 500 Equal Weight ETF | 2.76 |
| iShares S&P 500 AUD Hedged ETF | 2.03 |
| Fidelity Asia | 0.85 |
| International Fixed Income | 13.91 |
| FSI Global Credit Income | 8.59 |
| PIMCO Global Bond W | 5.32 |
| Australian Equities | 7.34 |
| iShares Core S&P/ASX 200 ETF | 4.53 |
| Schroder Australian Equity Fund - PC | 1.35 |
| Yarra Ex-20 Australian Equities Fund | 0.79 |
| Paradice Australian Equities Fund | 0.67 |

Asset Allocation Report

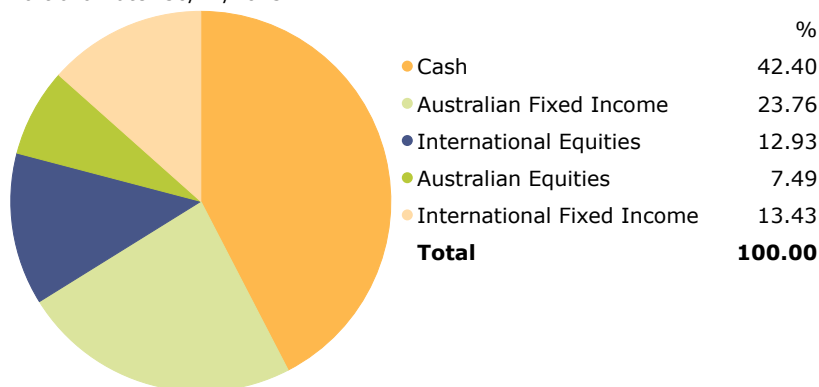
Sestante ESG Focus Dynamic Conservative

As of 30/11/2023



Portfolio Holdings - ESG Focus Conservative

Portfolio Date: 30/11/2023



Top Holdings - ESG Focus Conservative

Portfolio Date: 30/11/2023

| | Portfolio Weighting % |
|--|-----------------------|
| Cash | 42.40 |
| BetaShares Aus High Interest Cash ETF | 26.35 |
| Pendal Short Term Income Securities Fd | 10.35 |
| RBA Cash Rate Target | 5.70 |
| Australian Fixed Income | 23.76 |
| Janus Henderson Tactical Income | 8.80 |
| Pendal Sustainable Aust Fixed Interest | 8.50 |
| Schroder Absolute Return Income Fund -WC | 6.46 |
| International Fixed Income | 13.43 |
| FSI Global Credit Income | 6.78 |
| PIMCO ESG Global Bond Fund - Wholesale | 6.64 |
| International Equities | 12.93 |
| AXA IM Sustainable Equity | 4.02 |
| Stewart Investors Worldwide Leaders Sust | 2.97 |
| VanEck MSCI Intl Sust Eq ETF | 2.86 |
| BetaShares Global Stsnbty Ldrs ETF Ccy H | 1.94 |
| Janus Henderson Global Natural Resources | 1.15 |
| Australian Equities | 7.49 |
| Schroder Australian Equity Fund - PC | 3.03 |
| VanEck MSCI AUS Sust Eq ETF | 1.75 |
| Alphinity Sustainable Share | 1.61 |
| Australian Ethical Australian Shr WS | 1.10 |

Asset Allocation Report

Sestante ESG Focus Dynamic

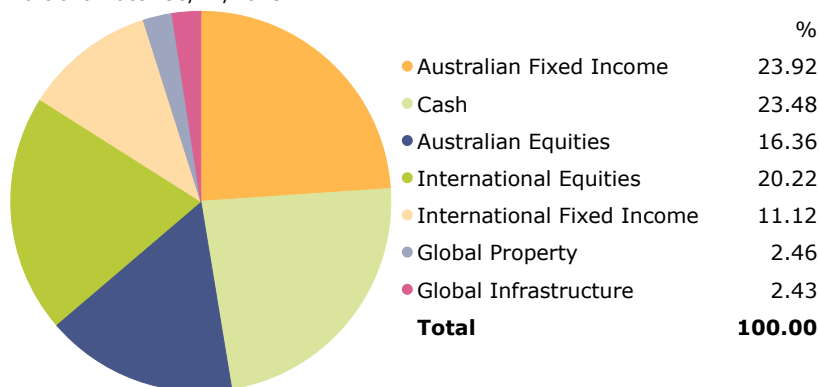
Moderately Conservative

As of 30/11/2023



Portfolio Holdings - ESG Focus Mod Con

Portfolio Date: 30/11/2023



Top Holdings - ESG Focus Mod Con

Portfolio Date: 30/11/2023

| | Portfolio Weighting % |
|--|-----------------------|
| Australian Fixed Income | 23.92 |
| Janus Henderson Tactical Income | 9.53 |
| Schroder Absolute Return Income Fund -WC | 8.89 |
| Pendal Sustainable Aust Fixed Interest | 5.50 |
| Cash | 23.48 |
| Pendal Short Term Income Securities Fd | 9.23 |
| BetaShares Aus High Interest Cash ETF | 8.16 |
| RBA Cash Rate Target | 6.09 |
| International Equities | 20.22 |
| Stewart Investors Worldwide Leaders Sust | 5.86 |
| AXA IM Sustainable Equity | 5.35 |
| VanEck MSCI Intl Sust Eq ETF | 4.36 |
| BetaShares Global Stnbtby Ldrs ETF Ccy H | 3.21 |
| Janus Henderson Global Natural Resources | 1.45 |
| Australian Equities | 16.36 |
| Schroder Australian Equity Fund - PC | 4.81 |
| VanEck MSCI AUS Sust Eq ETF | 4.68 |
| Alphinity Sustainable Share | 4.34 |
| Australian Ethical Australian Shr WS | 2.53 |
| International Fixed Income | 11.12 |
| PIMCO ESG Global Bond Fund - Wholesale | 5.74 |
| FSI Global Credit Income | 5.38 |
| Global Property | 2.46 |
| Martin Currie Real Income A | 2.46 |
| Global Infrastructure | 2.43 |
| 4D Global Infrastructure Fund (Unhedged) | 2.43 |

Asset Allocation Report


Sestante ESG Focus Dynamic Balanced

As of 30/11/2023



Portfolio Holdings - ESG Focus Balanced

Portfolio Date: 30/11/2023



Top Holdings - ESG Focus Balanced

Portfolio Date: 30/11/2023

| | Portfolio Weighting % |
|---|-----------------------|
| International Equities | 26.64 |
| AXA IM Sustainable Equity | 7.42 |
| VanEck MSCI Intl Sust Eq ETF | 6.25 |
| Stewart Investors Worldwide Leaders Sust | 5.95 |
| BetaShares Global Sstnbtby Ldrs ETF Ccy H | 4.69 |
| Janus Henderson Global Natural Resources | 2.33 |
| Australian Equities | 25.86 |
| VanEck MSCI AUS Sust Eq ETF | 8.13 |
| Schroder Australian Equity Fund - PC | 7.90 |
| Alphinity Sustainable Share | 5.92 |
| Australian Ethical Australian Shr WS | 3.91 |
| Australian Fixed Income | 18.39 |
| Janus Henderson Tactical Income | 7.50 |
| Pendal Sustainable Aust Fixed Interest | 6.67 |
| Schroder Absolute Return Income Fund -WC | 4.22 |
| Cash | 12.78 |
| BetaShares Aus High Interest Cash ETF | 7.08 |
| RBA Cash Rate Target | 5.69 |
| International Fixed Income | 7.74 |
| PIMCO ESG Global Bond Fund - Wholesale | 3.98 |
| FSI Global Credit Income | 3.75 |
| Global Infrastructure | 4.45 |
| 4D Global Infrastructure Fund (Unhedged) | 4.45 |
| Global Property | 4.15 |
| Martin Currie Real Income A | 4.15 |

Asset Allocation Report

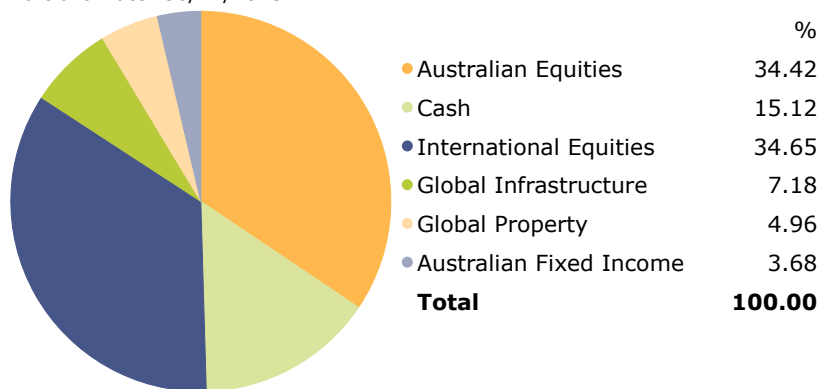
Sestante ESG Focus Dynamic Assertive

As of 30/11/2023



Portfolio Holdings - ESG Focus Assertive

Portfolio Date: 30/11/2023



Top Holdings - ESG Focus Assertive

Portfolio Date: 30/11/2023

| | Portfolio Weighting % |
|--|-----------------------|
| International Equities | 34.65 |
| AXA IM Sustainable Equity | 9.69 |
| VanEck MSCI Intl Sust Eq ETF | 8.46 |
| Stewart Investors Worldwide Leaders Sust | 7.99 |
| BetaShares Global Sstnbty Ldrs ETF Ccy H | 5.28 |
| Janus Henderson Global Natural Resources | 3.23 |
| Australian Equities | 34.42 |
| VanEck MSCI AUS Sust Eq ETF | 11.19 |
| Schroder Australian Equity Fund - PC | 10.53 |
| Alphinity Sustainable Share | 7.02 |
| Australian Ethical Australian Shr WS | 5.68 |
| Cash | 15.12 |
| BetaShares Aus High Interest Cash ETF | 8.94 |
| RBA Cash Rate Target | 6.18 |
| Global Infrastructure | 7.18 |
| 4D Global Infrastructure Fund (Unhedged) | 7.18 |
| Global Property | 4.96 |
| Martin Currie Real Income A | 4.96 |
| Australian Fixed Income | 3.68 |
| Pendal Sustainable Aust Fixed Interest | 3.68 |

Asset Allocation Report

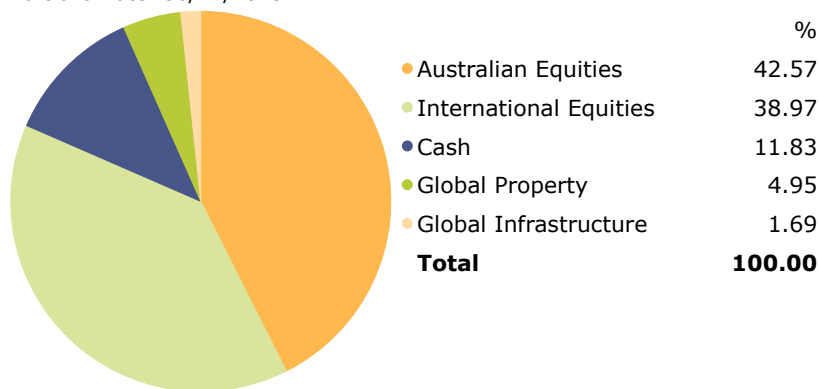
Sestante ESG Focus Dynamic Aggressive

As of 30/11/2023



Portfolio Holdings - ESG Focus Aggressive

Portfolio Date: 30/11/2023



Top Holdings - ESG Focus Aggressive

Portfolio Date: 30/11/2023

| | Portfolio Weighting % |
|--|-----------------------|
| Australian Equities | 42.57 |
| VanEck MSCI AUS Sust Eq ETF | 12.76 |
| Schroder Australian Equity Fund - PC | 12.42 |
| Alphinity Sustainable Share | 9.55 |
| Australian Ethical Australian Shr WS | 7.12 |
| FSI Australian Small Companies | 0.72 |
| International Equities | 38.97 |
| AXA IM Sustainable Equity | 9.92 |
| Stewart Investors Worldwide Leaders Sust | 9.43 |
| VanEck MSCI Intl Sust Eq ETF | 8.81 |
| BetaShares Global Stnbnby Ldrs ETF Ccy H | 7.55 |
| Janus Henderson Global Natural Resources | 3.26 |
| Cash | 11.83 |
| RBA Cash Rate Target | 5.95 |
| BetaShares Aus High Interest Cash ETF | 5.88 |
| Global Property | 4.95 |
| Martin Currie Real Income A | 4.95 |
| Global Infrastructure | 1.69 |
| 4D Global Infrastructure Fund (Unhedged) | 1.69 |