

CFS Sestante Dynamic Conservative Portfolio – Super & Pension

Monthly Investment Report

As of 30/11/2023

Latest Performance*

	1-mth	3-mths	6-mths	1-yr	Inception
CFS MA Dyn Con Super	2.11	-0.01	1.45	3.21	0.27
CFS MA Dyn Con Pension	2.37	0.01	1.63	3.64	0.37
RBA Cash Rate +1.5% p.a.	0.48	1.43	2.88	5.45	7.86
Morningstar AUS Con Tgt Alloc NR AUD	2.52	-0.15	-0.02	1.25	-2.62

Market Review

In November, a new episode unfolded in the bond market, exerting its influence on the equity market against the backdrop of a dynamically shifting global economic landscape. The equity market exhibited strength during this period, marked by the ASX 200 returning an impressive 5%, outpacing the global equity benchmark, which delivered a solid return of 4.3%. Spearheading this rally was the US market, with the S&P 500 outperforming the broad index by a significant margin of 3.5%. Confidence in the market was bolstered by interest rate-sensitive sectors, namely Real Estate (+12%), Technology (+11%), and Consumer Discretionary (+10%), as investors gained assurance in the trajectory of disinflation.

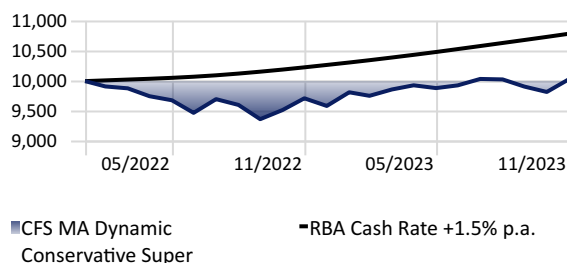
The global economic backdrop in November featured a delicate dance between reduced government borrowing estimates, shifting debt issuance strategies, and pivotal inflation data. The benchmark US 10-year Treasury yield, embarked on a downward trajectory, dropping 50 Bps in the first two weeks of November. This situation was exacerbated by a cooler-than-expected CPI print in mid-November, causing the yield to drop from around 4.6% to 4.4% bolstering the 3.2% November return from Global Fixed Interest. The unexpected comment from Christopher Waller, known for his hawkish views, hinting at the possibility of lowering the policy rate, added another layer of complexity. This unexpected comment not only contributed to a further 20–30 basis points drop in yields but also steered market sentiment towards anticipating more rate cuts from the Fed in 2024. The futures market is now pricing in five rate cuts from the Fed in 2024, representing a meaningful increase from the previous expectation of two cuts just a month ago. On the domestic front, the Reserve Bank of Australia (RBA) maintained the cash rate as expected in the December meeting, with Governor Michele Bullock emphasizing a data-dependent approach amid ongoing inflation uncertainty. Despite the RBA's persistent hawkish stance, the market foresees a softer monetary policy in 2024, driven by challenges in Australian households, including higher mortgage repayments, and considerations of global central bank shifts, especially the Fed. The futures market currently predicts a single rate cut in late 2024. Australian Fixed Interest returned a strong 2.97% return in November.

Over the past two years, the global property sector has been the worst-performing, experiencing a shift in market dynamics from a low to a higher interest rate environment. However, in November, global property witnessed a noteworthy jump of 5.64% as interest rates began to ease, alleviating financing costs.

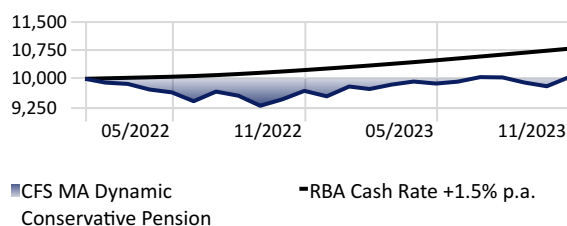
For a detailed market review and outlook, please refer to the Monthly Market Commentary document available on www.azsestante.com/investment-options



\$10,000 invested over time - Super



\$10,000 invested over time - Pension

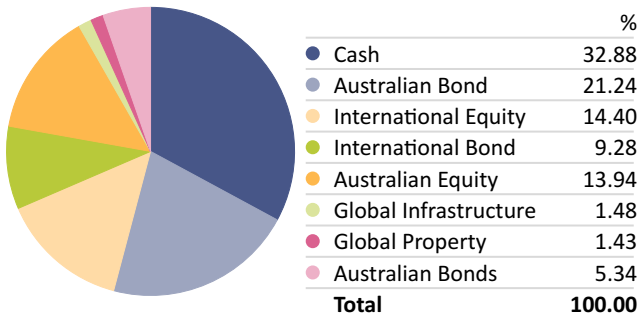


Portfolio information

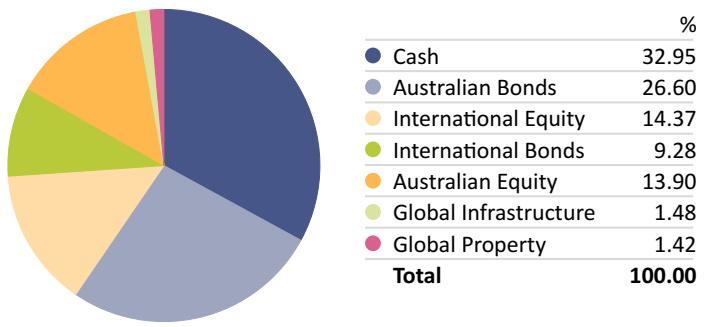
- Investment Objective: Target RBA cash rate +1.5% per annum over rolling 3-year periods after fees.
- Asset Class: Diversified
- 30% Growth / 70% Defensive
- Portfolio Inception Date: 21 February 2022
- Estimated Total Cost: (Including administration, investment, transaction costs and performance fees)

Super: 0.79%
Pension: 0.79%

Current Asset Allocation - Super



Current Asset Allocation - Pension



Where your funds are invested

Cash	32.88	
CFS FC W PSup-FSI Strategic Cash	32.88	
Australian Bond	21.24	
CFS FC W PSup-Franklin Aust Abs Rtn Bond	7.74	
CFS FC W PSup-Pendal Sust Aust Fix Int	7.00	
CFS FC W PSup-CFS Index Australian Bond	6.50	🌐🌐🌐
International Equity	14.40	
CFS FC W PSup-Ironbark RL Con Glb Share	5.19	
CFS FC W PSup-Fidelity Asia	2.72	
CFS FC W PSup-Stewart Inv Wldwide Sus	2.60	🌐🌐🌐
CFS FC W PSup-CFS Index Global Shr-Hgd	2.34	
CFS FC W PSup-GQG Partners Glb Equity	1.55	
CFS FC W PSup-Janus Henderson Glb Nat F	0.00	
Australian Equity	13.94	
CFS FC W PSup-Schroder Australian Equity	5.46	
CFS FC W PSup-Fidelity Aust Equities	4.78	
CFS FC W PSup-CFS Index Australian Share	2.26	🌐🌐🌐
CFS FC W PSup-FSI Aust Small Companies	1.44	🌐🌐
CFS FC W PSup-Bennelong ex-20 Aust Ea	0.00	
International Bond	9.28	
CFS FC W PSup-Colchester Glb Gov Bond	4.99	
CFS FC W PSup-PIMCO Global Bond	4.29	
Australian Bonds	5.34	
CFS FC W PSup-Perpetual Divers Income	5.34	
Global Infrastructure	1.48	
CFS FC W PSup-FSI Glb Listed Infrastruct	1.48	🌐🌐🌐
Global Property	1.43	
CFS FC W PSup-Martin Currie Real Income	1.43	
Total	100.00	

Morningstar's Globe Ratings are just one tool that can help investors work out a fund's ESG credentials. A 5 Globe Rating indicates a fund is at the top end of its peer group in terms of sustainability, while a 1 Globe Rating shows it is underperforming on sustainability issues.

Portfolio changes

No portfolio changes this month.

Major Index Returns

	1 Month	3 Months	6 Months	1 Year	3 Years
S&P/ASX 200 TR AUD	5.03	-1.80	2.05	1.45	7.15
MSCI World Ex Australia GR AUD	4.48	-0.62	6.40	14.97	11.47
Bloomberg AusBond Composite 0+Y TR AUD	2.97	-0.47	-1.18	0.20	-3.64
Bloomberg Global Aggregate TR Hdg AUD	3.20	0.46	-0.02	0.89	-3.98
S&P Global Infrastructure NR AUD	4.68	-1.12	-1.23	0.24	8.50

Where your funds are invested

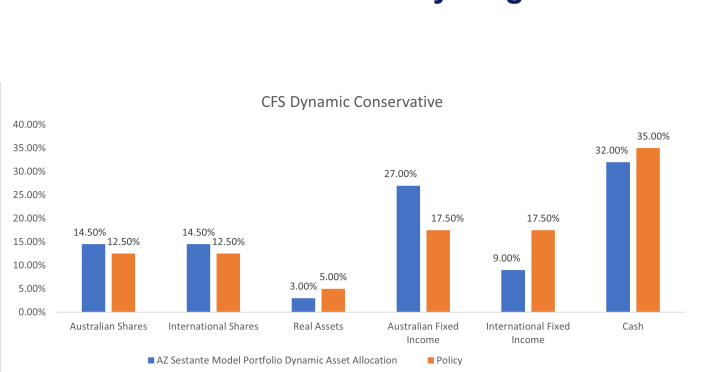
Cash	32.95	
CFS FC W Pen-FSI Strategic Cash	32.95	
Australian Bonds	26.60	
CFS FC W Pen-Franklin Aust Abs Rtn Bond	7.75	
CFS FC W Pen-Pendal Sust Aust Fix Int	7.00	
CFS FC W Pen-CFS Index Australian Bond	6.49	🌐🌐🌐
CFS FC W Pen-Perpetual Divers Income	5.36	
International Equity	14.37	
CFS FC W Pen-Ironbark RL Con Glb Share	5.20	
CFS FC W Pen-Fidelity Asia	2.69	
CFS FC W Pen-Stewart Inv Wldwide Sus	2.58	🌐🌐🌐
CFS FC W Pen-CFS Index Global Shr-Hgd	2.34	
CFS FC W Pen-GQG Partners Glb Equity	1.56	
CFS FC W Pen-Janus Henderson Glb Nat Re	0.00	
Australian Equity	13.90	
CFS FC W Pen-Schroder Australian Equity	5.44	
CFS FC W Pen-Fidelity Aust Equities	4.77	
CFS FC W Pen-CFS Index Australian Share	2.26	🌐🌐🌐
CFS FC W Pen-FSI Aust Small Companies	1.43	🌐🌐
CFS FC W Pen-Bennelong ex-20 Aust Ea	0.00	
International Bonds	9.28	
CFS FC W Pen-Colchester Glb Gov Bond	4.98	
CFS FC W Pen-PIMCO Global Bond	4.30	
Global Infrastructure	1.48	
CFS FC W Pen-FSI Glb Listed Infrastruct	1.48	🌐🌐🌐
Global Property	1.42	
CFS FC W Pen-Martin Currie Real Income	1.42	
Total	100.00	

Morningstar's Globe Ratings are just one tool that can help investors work out a fund's ESG credentials. A 5 Globe Rating indicates a fund is at the top end of its peer group in terms of sustainability, while a 1 Globe Rating shows it is underperforming on sustainability issues.

Portfolio changes

No portfolio changes this month.

Active Asset Allocation: AZ Sestante Model Portfolio vs Investment Policy Target



Sustainability Score - Super

Corporate Sustainability Score



Sovereign Sustainability Score



● CFS MA Dynamic Conservative Super

Sustainability Score - Pension

Corporate Sustainability Score

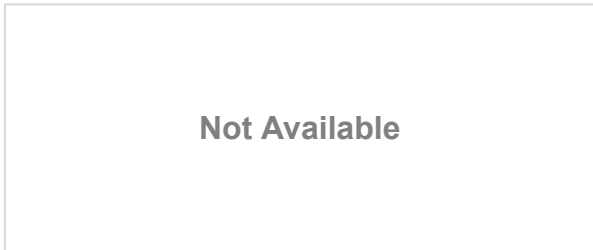


Sovereign Sustainability Score




● CFS MA Dynamic Conservative Super

ESG Pillar Score - Super



ESG Pillar Score - Pension



AZ SESTANTE

AZ Sestante is a specialist investment consultant focused on designing and managing a range of multi-manager model portfolios via SMAs, MDAs, and fund of funds. Our parent company Azimut is Italy's largest independent asset manager listed on the Italian stock exchange. The group manages over AU\$55 billion in assets globally including over AU\$6 billion in multi-manager solutions. E: invest@azsestante.com www.azsestante.com

Important information

*Past performance is not a reliable indicator of future performance. Performance is calculated before taxes, model management and platform fees and after underlying investment management fees. For full details of fees please refer to the relevant platform offer documents. Performance is notional in nature and an individual investor's actual performance may differ to the that of the model portfolio. Investment performance is shown from 21/2/2022 and represents modelled performance only and assumes income received is reinvested.

The Morningstar Historical Corporate Sustainability Score is a weighted average of the trailing 12 months of Morningstar Portfolio Corporate Sustainability Scores. Historical portfolio scores are not equal-weighted; rather, more-recent portfolios are weighted more heavily than older portfolios. Combining the trailing 12 months of portfolio scores adds consistency while still reflecting portfolio managers' current decisions by weighting the most recent portfolio scores more heavily.

ESG pillar scores are displayed as a number between 0 and 100 with most scores range between 0 and 25. It is the asset-weighted average of the company environmental, social, governance risk scores for the covered corporate holdings in a portfolio. The scores measure the degree to which a company's economic value may be at risk driven by environmental, social, and governance factors. The risk represents the unmanaged risk exposure after taking into account a company's management of such risks.

This document has been prepared by AZ Sestante Limited, ABN 94 106 888 662, AFSL 284 442 (AZ Sestante). This document is not an offer of securities or financial products, nor is it financial product advice. As this document has been prepared without taking account of any investors' particular objectives, financial situation or needs, you should consider its appropriateness having regard to your objectives, financial situation and needs before taking any action. Past performance is not a reliable indicator of future results. Although specific information has been prepared from sources believed to be reliable, we offer no guarantees as to its accuracy or completeness. The information stated, opinions expressed and estimates given constitute best judgement at the time of publication and are subject to change without notice. Consequently, although this document is provided in good faith, it is not intended to create any legal liability on the part of any other entity and does not vary the terms of a relevant disclosure statement. All dollars are Australian unless otherwise specified.