

Sestante ESG Focus Dynamic Balanced Portfolio Monthly Investment Report



As of 31/12/2023



Latest Performance*

	1-mth	3-mths	1-yr	3-yr	Inception
ESG Focus Balanced	3.63	5.43	11.83	—	10.46
RBA Cash Rate + 3.5% p.a.	0.67	1.97	7.64	5.35	7.09

Market Review

In the closing month of 2023, global equity markets experienced a surge, propelled primarily by the robust performance of the US market with a notable gain of +3.9%. In contrast, the overall MSCI global equity index returned a solid 1.7%. The strength exhibited by the US market can be attributed to the nation's remarkable economic prowess across key metrics such as employment, consumption, and production. Concurrently, the rest of the world displayed signs of a marked economic slowdown. This favourable combination, characterised by the Federal Reserve's strategic pivot, decreasing market rates, diminishing inflation, and a resilient overall economy, facilitated the extension of the rally initiated in late October. However, the Chinese equity market stood out as a notable detractor, recording a negative return of 0.6% in December. China grapples with ongoing challenges in countering deflation, exemplified by a noteworthy decline of wages in major cities during 4Q, marking the fastest pace since at least 2016 (-1.3% y/y).

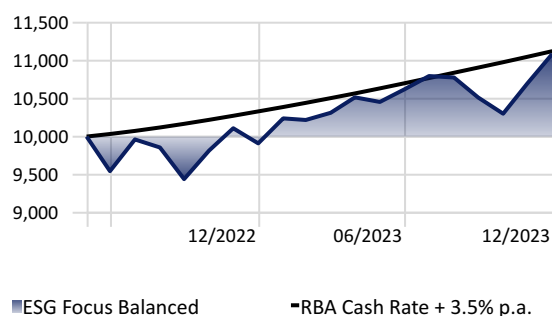
In Australia, the equity market delivered a robust return of 7.1%, fuelled by a strong rebound in the property sector (+11.5%) as supported by the RBA cash rate reaching its anticipated peak. Additionally, the materials sector (+8.9%) significantly contributed to this positive performance, capitalising on robust demand for commodities like iron ore and coal. Shifting the focus to fixed income, both the Australian Fixed Income and Global Fixed Income indices experienced a positive trend in December, delivering returns of 2.7% and 3%, respectively. Market sentiment indicates an expectation that the RBA is nearing the peak of its cash rate cycle, with a likelihood of maintaining the current level through the end of 2024. Conversely, the market anticipates an assertive rate-cutting approach from the Fed throughout 2024.

The significant drop in US interest rates commenced after the November meeting of the Federal Reserve. Although Powell initially stated it was premature to discuss possible rate cuts, a reversal occurred two weeks later during the FOMC, with the dot-plot indicating three rate cuts for 2024. Despite Powell's remarks during a conference call about not ruling out further rate hikes and emphasizing the Fed's "data-dependent" stance, the market largely interpreted the dots as confirmation that the expectation of a 150-basis-point cut (twice the Fed's indicated rate cut) by 2024 was increasingly likely. Consequently, U.S. government bond rates witnessed a cumulative decline of about 100-120 basis points across the curve over the past two months.

This anticipation of aggressive rate cuts extends to the US REIT market, propelling the sector to a positive return of 6.51% in December, making it the best-performing sector in the S&P 500. Lower interest rates are expected to benefit the REITs market in terms of reduced borrowing costs, increased relative attractiveness, and support for its valuation.

For a detailed market review and outlook, please refer to the Monthly Market Commentary document available on www.azsestante.com/investment-options

\$10,000 invested over time



Portfolio information

- **Investment objective:**
To deliver outperformance of RBA cash +3.5% per annum after fees over a rolling 5-year period.
- **Suggested minimum timeframe:**
6 years
- 70% Growth / 30% Defensive
- **Portfolio inception date:**
1 June 2022


Sustainability Score

● ESG Focus Balanced

Corporate Sustainability Score



Sovereign Sustainability Score



ESG Pillar Score



4.5

Environmental



8.0

Social



6.2

Governance



1.5

Unallocated

Major Index Returns

	1 Month	3 Months	6 Months	1 Year	3 Years
S&P/ASX 200 TR AUD	7.26	8.40	7.57	12.42	9.24
MSCI World Ex Australia GR AUD	1.87	5.42	5.07	23.87	12.33
Bloomberg AusBond Composite 0+Y TR AUD	2.69	3.79	3.49	5.06	-2.69
Bloomberg Global Aggregate TR Hdg AUD	3.02	5.43	3.17	5.31	-3.11
ESG Focus Balanced	3.63	5.43	4.40	11.83	—
RBA Cash Rate Target	0.38	1.09	2.16	4.01	1.79
MSCI ACWI Ex USA NR USD	5.02	9.75	5.61	15.62	1.55

Important information

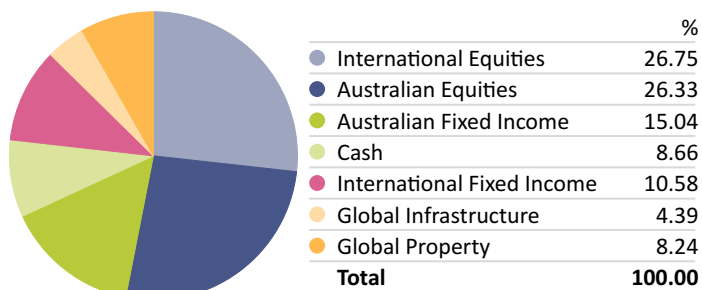
*Past performance is not a reliable indicator of future performance. Performance is calculated before taxes, model management and platform fees and after underlying investment management fees. For full details of fees please refer to the relevant platform offer documents. Performance is notional in nature and an individual investor's actual performance may differ to that of the model portfolio. Investment performance is shown from 1/6/2022 and represents modelled performance only and assumes income received is reinvested.

The Morningstar Historical Corporate Sustainability Score is a weighted average of the trailing 12 months of Morningstar Portfolio Corporate Sustainability Scores. Historical portfolio scores are not equal-weighted; rather, more-recent portfolios are weighted more heavily than older portfolios. Combining the trailing 12 months of portfolio scores adds consistency while still reflecting portfolio managers' current decisions by weighting the most recent portfolio scores more heavily.

ESG pillar scores are displayed as a number between 0 and 100 with most scores range between 0 and 25. It is the asset-weighted average of the company environmental, social, governance risk scores for the covered corporate holdings in a portfolio. The scores measure the degree to which a company's economic value may be at risk driven by environmental, social, and governance factors. The risk represents the unmanaged risk exposure after taking into account a company's management of such risks.

The Portfolio Unallocated ESG Risk Score represents the unmanaged ESG risk exposure to companies assigned an ESG Risk Rating, but whose risk is not decomposed into environmental, social and governance components. Calculated as the asset-weighted average of the company ESG Risk scores for the covered holdings in a portfolio that do not have E/S/G risk scores, unallocated ESG risk is displayed as a number between 0 and 100, where lower is better. Together, the four portfolio pillar score data points- Environmental Risk Score, Social Risk Score, Governance Risk Score, and Unallocated ESG Risk Score- will add up to a portfolio's Sustainability Score.

Current Asset Allocation



Where your funds are invested

International Equities	26.75	—
AXA IM Sustainable Equity	7.41	🌐🌐🌐
VanEck MSCI Intl Sust Eq ETF	6.24	🌐🌐🌐🌐
Stewart Investors Worldwide Leaders Sust	6.11	🌐🌐🌐
BetaShares Global Stnbtby Ldrs ETF Ccy H	4.76	🌐🌐🌐🌐
Janus Henderson Global Natural Resources	2.23	🌐🌐🌐
Australian Equities	26.33	—
VanEck MSCI AUS Sust Eq ETF	8.40	🌐🌐🌐🌐
Schroder Australian Equity Fund - PC	8.02	🌐🌐🌐
Alphinity Sustainable Share	5.99	🌐🌐🌐🌐
Australian Ethical Australian Shr WS	3.91	🌐🌐🌐
Australian Fixed Income	15.04	—
Pendal Sustainable Aust Fixed Interest	7.73	🌐🌐🌐
Janus Henderson Tactical Income	7.31	🌐🌐🌐
International Fixed Income	10.58	—
PIMCO ESG Global Bond Fund - Wholesale	6.91	🌐🌐🌐🌐
FSI Global Credit Income	3.67	🌐🌐
Cash	8.66	—
BetaShares Aus High Interest Cash ETF	6.28	—
iShares Core Cash ETF	2.38	—
Global Property	8.24	—
Martin Currie Real Income A	4.23	🌐🌐🌐🌐
FSI Global Property Securities	4.01	🌐🌐🌐🌐
Global Infrastructure	4.39	—
4D Global Infrastructure Fund (Unhedged)	4.39	🌐🌐🌐
		100.00

Morningstar's Globe Ratings are just one tool that can help investors work out a fund's ESG credentials. A 5 Globe Rating indicates a fund is at the top end of its peer group in terms of sustainability, while a 1 Globe Rating shows it is underperforming on sustainability issues.

Portfolio changes

In December the portfolio sold its holding in the Schroder Absolute Return Income fund and purchased the Pendal Sustainable Australian Fixed Income fund and the PIMCO ESG Global Bond fund.

Active Asset Allocation: AZ Sestante Model Portfolio vs Investment Policy Target

As of 31/12/2023

