

# Asset Allocation Report

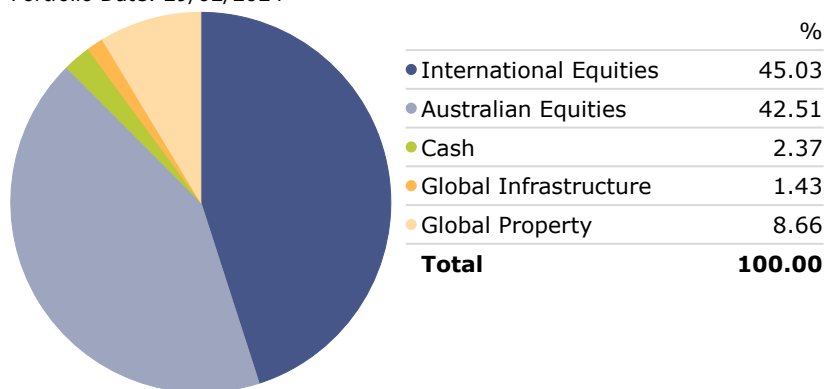
## Sestante Dynamic Aggressive

### As of 29/02/2024



#### Portfolio Holdings - Sestante Dynamic Aggressive

Portfolio Date: 29/02/2024



#### Top Holdings - Sestante Dynamic Aggressive

Portfolio Date: 29/02/2024

|  | Portfolio Weighting % |
|--|-----------------------|
| <b>International Equities</b>            | <b>45.03</b>          |
| Ironbark Royal London ConcentratedGlbShr | 12.38                 |
| BetaShares S&P 500 Equal Weight ETF      | 11.78                 |
| GQG Partners Global Equity AUD Hedged    | 9.88                  |
| iShares S&P 500 AUD Hedged ETF           | 8.43                  |
| Fidelity Asia                            | 2.57                  |
| <b>Australian Equities</b>               | <b>42.51</b>          |
| iShares Core S&P/ASX 200 ETF             | 15.10                 |
| Schroder Australian Equity Fund - PC     | 10.83                 |
| Paradice Australian Equities Fund        | 7.20                  |
| Yarra Ex-20 Australian Equities Fund     | 4.80                  |
| FSI Australian Small Companies           | 3.05                  |
| iShares Australian Equity Index          | 1.52                  |
| <b>Global Property</b>                   | <b>8.66</b>           |
| Martin Currie Real Income A              | 5.04                  |
| VanEck FTSE Intl Prop Hdg ETF            | 3.62                  |
| <b>Cash</b>                              | <b>2.37</b>           |
| iShares Core Cash ETF                    | 2.37                  |
| <b>Global Infrastructure</b>             | <b>1.43</b>           |
| VanEck FTSE Gbl Infrs(Hdg)ETF            | 1.43                  |

# Asset Allocation Report

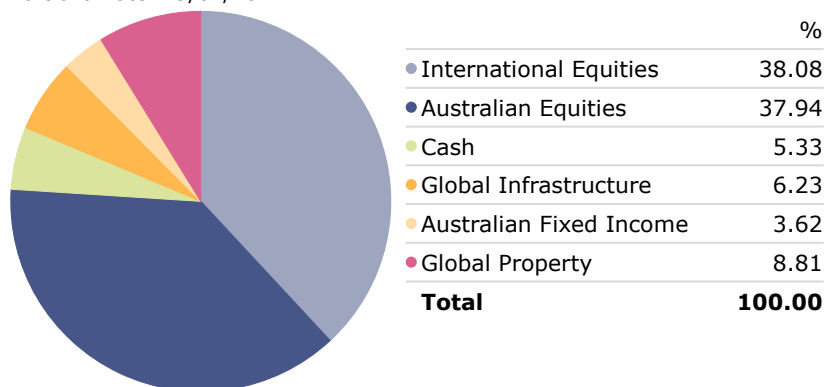
## Sestante Dynamic Assertive

### As of 29/02/2024



#### Portfolio Holdings - Sestante Dynamic Assertive

Portfolio Date: 29/02/2024



#### Top Holdings - Sestante Dynamic Assertive

Portfolio Date: 29/02/2024

|  | Portfolio Weighting % |
|--|-----------------------|
| <b>International Equities</b>            | <b>38.08</b>          |
| Ironbark Royal London ConcentratedGlbShr | 12.35                 |
| BetaShares S&P 500 Equal Weight ETF      | 8.87                  |
| GQG Partners Global Equity AUD Hedged    | 8.55                  |
| iShares S&P 500 AUD Hedged ETF           | 6.02                  |
| Fidelity Asia                            | 2.28                  |
| <b>Australian Equities</b>               | <b>37.94</b>          |
| iShares Core S&P/ASX 200 ETF             | 18.20                 |
| Schroder Australian Equity Fund - PC     | 8.29                  |
| Paradice Australian Equities Fund        | 5.06                  |
| Yarra Ex-20 Australian Equities Fund     | 3.89                  |
| FSI Australian Small Companies           | 2.49                  |
| <b>Global Property</b>                   | <b>8.81</b>           |
| Martin Currie Real Income A              | 5.15                  |
| VanEck FTSE Intl Prop Hdg ETF            | 3.65                  |
| <b>Global Infrastructure</b>             | <b>6.23</b>           |
| VanEck FTSE Gbl Infrac(Hdg)ETF           | 6.23                  |
| <b>Cash</b>                              | <b>5.33</b>           |
| BetaShares Aus High Interest Cash ETF    | 3.21                  |
| iShares Core Cash ETF                    | 2.12                  |
| <b>Australian Fixed Income</b>           | <b>3.62</b>           |
| Franklin Australian Core Plus Bond A     | 3.62                  |

# Asset Allocation Report

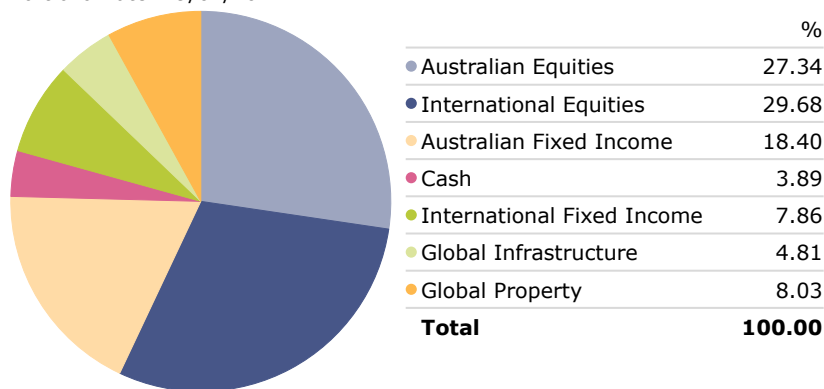
## Sestante Dynamic Balanced

### As of 29/02/2024



#### Portfolio Holdings - Sestante Dynamic Balanced

Portfolio Date: 29/02/2024



#### Top Holdings - Sestante Dynamic Balanced

Portfolio Date: 29/02/2024

|  | Portfolio Weighting % |
|--|-----------------------|
| <b>International Equities</b>            | <b>29.68</b>          |
| Ironbark Royal London ConcentratedGlbShr | 9.50                  |
| BetaShares S&P 500 Equal Weight ETF      | 6.58                  |
| GQG Partners Global Equity AUD Hedged    | 6.40                  |
| iShares S&P 500 AUD Hedged ETF           | 5.37                  |
| Fidelity Asia                            | 1.83                  |
| <b>Australian Equities</b>               | <b>27.34</b>          |
| iShares Core S&P/ASX 200 ETF             | 13.22                 |
| Schroder Australian Equity Fund - PC     | 5.47                  |
| Paradice Australian Equities Fund        | 4.19                  |
| Yarra Ex-20 Australian Equities Fund     | 2.73                  |
| FSI Australian Small Companies           | 1.72                  |
| <b>Australian Fixed Income</b>           | <b>18.40</b>          |
| Janus Henderson Tactical Income          | 7.56                  |
| Franklin Australian Core Plus Bond A     | 6.59                  |
| Perpetual Diversified Income             | 4.25                  |
| <b>Global Property</b>                   | <b>8.03</b>           |
| Martin Currie Real Income A              | 4.33                  |
| VanEck FTSE Intl Prop Hdg ETF            | 3.70                  |
| <b>International Fixed Income</b>        | <b>7.86</b>           |
| PIMCO Global Bond W                      | 7.86                  |
| <b>Global Infrastructure</b>             | <b>4.81</b>           |
| VanEck FTSE Gbl Infrac(Hdg)ETF           | 4.81                  |
| <b>Cash</b>                              | <b>3.89</b>           |
| iShares Core Cash ETF                    | 2.19                  |
| BetaShares Aus High Interest Cash ETF    | 1.70                  |

# Asset Allocation Report

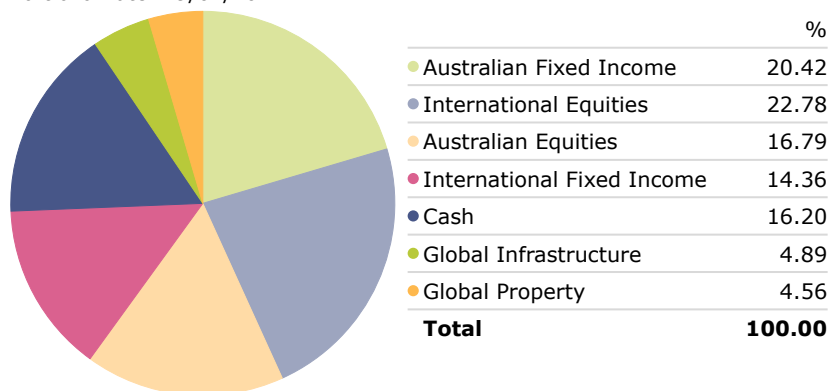
## Sestante Dynamic Moderately Conservative

### As of 29/02/2024



#### Portfolio Holdings - Sestante Dynamic Moderately Conservative

Portfolio Date: 29/02/2024



#### Top Holdings - Sestante Dynamic Moderately Conservative

Portfolio Date: 29/02/2024

|  | Portfolio Weighting % |
|--|-----------------------|
| <b>International Equities</b>            | <b>22.78</b>          |
| Ironbark Royal London ConcentratedGlbShr | 6.89                  |
| GQG Partners Global Equity AUD Hedged    | 6.32                  |
| BetaShares S&P 500 Equal Weight ETF      | 4.55                  |
| iShares S&P 500 AUD Hedged ETF           | 3.62                  |
| Fidelity Asia                            | 1.40                  |
| <b>Australian Fixed Income</b>           | <b>20.42</b>          |
| Janus Henderson Tactical Income          | 9.64                  |
| Perpetual Diversified Income             | 6.15                  |
| Franklin Australian Core Plus Bond A     | 4.64                  |
| <b>Australian Equities</b>               | <b>16.79</b>          |
| iShares Core S&P/ASX 200 ETF             | 7.87                  |
| Schroder Australian Equity Fund - PC     | 3.20                  |
| Paradice Australian Equities Fund        | 2.75                  |
| Yarra Ex-20 Australian Equities Fund     | 1.83                  |
| FSI Australian Small Companies           | 1.13                  |
| <b>Cash</b>                              | <b>16.20</b>          |
| BetaShares Aus High Interest Cash ETF    | 9.64                  |
| Pendal Short Term Income Securities Fd   | 4.27                  |
| iShares Core Cash ETF                    | 2.29                  |
| <b>International Fixed Income</b>        | <b>14.36</b>          |
| PIMCO Global Bond W                      | 10.19                 |
| FSI Global Credit Income                 | 4.18                  |
| <b>Global Infrastructure</b>             | <b>4.89</b>           |
| VanEck FTSE Gbl Infrs(Hdg)ETF            | 4.89                  |
| <b>Global Property</b>                   | <b>4.56</b>           |
| Martin Currie Real Income A              | 4.56                  |

# Asset Allocation Report

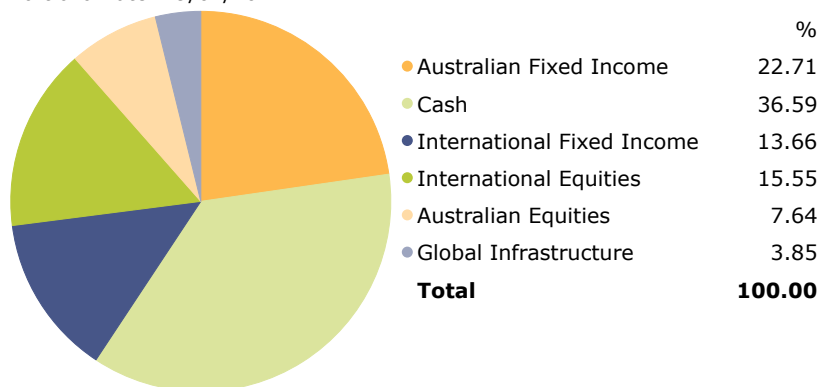
## Sestante Dynamic Conservative

### As of 29/02/2024



#### Portfolio Holdings - Sestante Dynamic Conservative

Portfolio Date: 29/02/2024



#### Top Holdings - Sestante Dynamic Conservative

Portfolio Date: 29/02/2024

|  | Portfolio Weighting % |
|--|-----------------------|
| <b>Cash</b>                              | <b>36.59</b>          |
| BetaShares Aus High Interest Cash ETF    | 26.20                 |
| Pendal Short Term Income Securities Fd   | 8.05                  |
| iShares Core Cash ETF                    | 2.34                  |
| <b>Australian Fixed Income</b>           | <b>22.71</b>          |
| Janus Henderson Tactical Income          | 9.93                  |
| Franklin Australian Core Plus Bond A     | 9.16                  |
| Perpetual Diversified Income             | 3.62                  |
| <b>International Equities</b>            | <b>15.55</b>          |
| Ironbark Royal London ConcentratedGlbShr | 5.18                  |
| GQG Partners Global Equity AUD Hedged    | 4.35                  |
| BetaShares S&P 500 Equal Weight ETF      | 2.98                  |
| iShares S&P 500 AUD Hedged ETF           | 2.20                  |
| Fidelity Asia                            | 0.84                  |
| <b>International Fixed Income</b>        | <b>13.66</b>          |
| PIMCO Global Bond W                      | 9.62                  |
| FSI Global Credit Income                 | 4.05                  |
| <b>Australian Equities</b>               | <b>7.64</b>           |
| iShares Core S&P/ASX 200 ETF             | 4.57                  |
| Schroder Australian Equity Fund - PC     | 1.36                  |
| Yarra Ex-20 Australian Equities Fund     | 1.04                  |
| Paradice Australian Equities Fund        | 0.68                  |
| <b>Global Infrastructure</b>             | <b>3.85</b>           |
| VanEck FTSE Gbl Infrs(Hdg)ETF            | 3.85                  |

# Asset Allocation Report

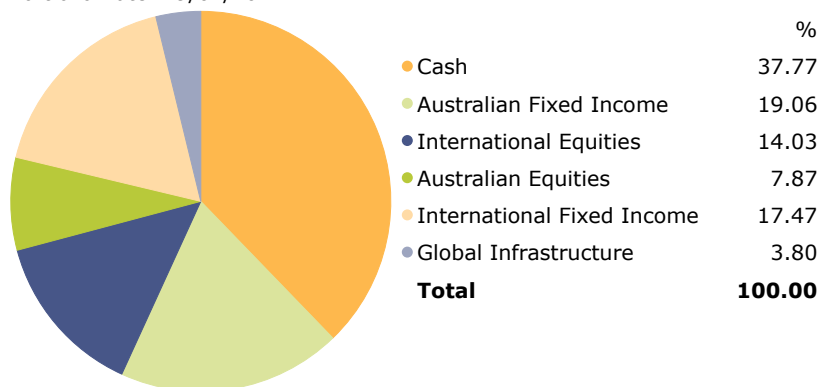
## Sestante ESG Focus Dynamic Conservative

### As of 29/02/2024



#### Portfolio Holdings - ESG Focus Conservative

Portfolio Date: 29/02/2024



#### Top Holdings - ESG Focus Conservative

Portfolio Date: 29/02/2024

|  | Portfolio Weighting % |
|--|-----------------------|
| <b>Cash</b>                              | <b>37.77</b>          |
| BetaShares Aus High Interest Cash ETF    | 25.45                 |
| Pendal Short Term Income Securities Fd   | 10.12                 |
| iShares Core Cash ETF                    | 2.21                  |
| <b>Australian Fixed Income</b>           | <b>19.06</b>          |
| Pendal Sustainable Aust Fixed Interest   | 10.40                 |
| Janus Henderson Tactical Income          | 8.65                  |
| <b>International Fixed Income</b>        | <b>17.47</b>          |
| PIMCO ESG Global Bond Fund - Wholesale   | 10.75                 |
| FSI Global Credit Income                 | 6.72                  |
| <b>International Equities</b>            | <b>14.03</b>          |
| AXA IM Sustainable Equity                | 4.36                  |
| Stewart Investors Worldwide Leaders Sust | 3.25                  |
| VanEck MSCI Intl Sust Eq ETF             | 3.18                  |
| BetaShares Global Stsnbty Ldrs ETF Ccy H | 2.16                  |
| Janus Henderson Global Natural Resources | 1.07                  |
| <b>Australian Equities</b>               | <b>7.87</b>           |
| Schroder Australian Equity Fund - PC     | 3.13                  |
| VanEck MSCI AUS Sust Eq ETF              | 1.89                  |
| Alphinity Sustainable Share              | 1.68                  |
| Australian Ethical Australian Shr WS     | 1.17                  |
| <b>Global Infrastructure</b>             | <b>3.80</b>           |
| 4D Global Infrastructure AUD Hedged      | 3.80                  |

# Asset Allocation Report

## Sestante ESG Focus Dynamic

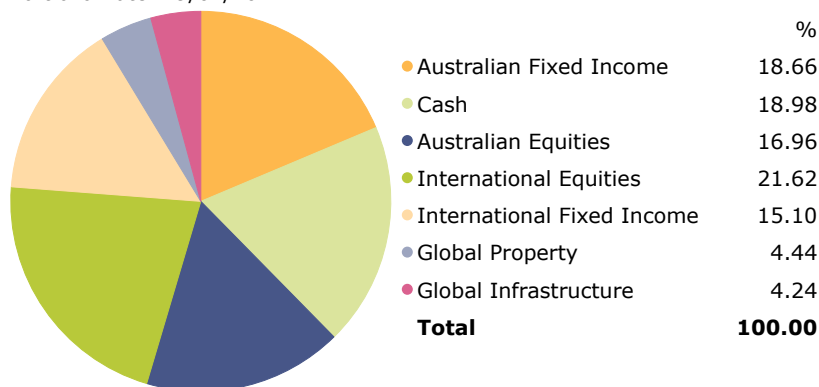
### Moderately Conservative

#### As of 29/02/2024



#### Portfolio Holdings - ESG Focus Mod Con

Portfolio Date: 29/02/2024



#### Top Holdings - ESG Focus Mod Con

Portfolio Date: 29/02/2024

|  | Portfolio Weighting % |
|--|-----------------------|
| <b>International Equities</b>            | <b>21.62</b>          |
| Stewart Investors Worldwide Leaders Sust | 6.30                  |
| AXA IM Sustainable Equity                | 5.71                  |
| VanEck MSCI Intl Sust Eq ETF             | 4.77                  |
| BetaShares Global Sstnbty Ldrs ETF Ccy H | 3.51                  |
| Janus Henderson Global Natural Resources | 1.33                  |
| <b>Cash</b>                              | <b>18.98</b>          |
| Pendal Short Term Income Securities Fd   | 8.86                  |
| BetaShares Aus High Interest Cash ETF    | 7.74                  |
| iShares Core Cash ETF                    | 2.38                  |
| <b>Australian Fixed Income</b>           | <b>18.66</b>          |
| Janus Henderson Tactical Income          | 9.21                  |
| Pendal Sustainable Aust Fixed Interest   | 7.30                  |
| Schroder Absolute Return Income Fund -WC | 2.14                  |
| <b>Australian Equities</b>               | <b>16.96</b>          |
| VanEck MSCI AUS Sust Eq ETF              | 4.98                  |
| Schroder Australian Equity Fund - PC     | 4.89                  |
| Alphinity Sustainable Share              | 4.45                  |
| Australian Ethical Australian Shr WS     | 2.63                  |
| <b>International Fixed Income</b>        | <b>15.10</b>          |
| PIMCO ESG Global Bond Fund - Wholesale   | 9.86                  |
| FSI Global Credit Income                 | 5.24                  |
| <b>Global Property</b>                   | <b>4.44</b>           |
| Martin Currie Real Income A              | 4.44                  |
| <b>Global Infrastructure</b>             | <b>4.24</b>           |
| 4D Global Infrastructure Fund (Unhedged) | 2.36                  |
| 4D Global Infrastructure AUD Hedged      | 1.88                  |

# Asset Allocation Report


## Sestante ESG Focus Dynamic Balanced

### As of 29/02/2024



#### Portfolio Holdings - ESG Focus Balanced

Portfolio Date: 29/02/2024



#### Top Holdings - ESG Focus Balanced

Portfolio Date: 29/02/2024

|  | Portfolio Weighting % |
|--|-----------------------|
| <b>International Equities</b>            | <b>28.06</b>          |
| AXA IM Sustainable Equity                | 7.82                  |
| VanEck MSCI Intl Sust Eq ETF             | 6.76                  |
| Stewart Investors Worldwide Leaders Sust | 6.32                  |
| BetaShares Global Stsnbty Ldrs ETF Ccy H | 5.07                  |
| Janus Henderson Global Natural Resources | 2.10                  |
| <b>Australian Equities</b>               | <b>26.47</b>          |
| VanEck MSCI AUS Sust Eq ETF              | 8.54                  |
| Schroder Australian Equity Fund - PC     | 7.92                  |
| Alphinity Sustainable Share              | 5.99                  |
| Australian Ethical Australian Shr WS     | 4.02                  |
| <b>Australian Fixed Income</b>           | <b>14.65</b>          |
| Pendal Sustainable Aust Fixed Interest   | 7.51                  |
| Janus Henderson Tactical Income          | 7.14                  |
| <b>International Fixed Income</b>        | <b>10.25</b>          |
| PIMCO ESG Global Bond Fund - Wholesale   | 6.64                  |
| FSI Global Credit Income                 | 3.61                  |
| <b>Cash</b>                              | <b>8.47</b>           |
| BetaShares Aus High Interest Cash ETF    | 6.14                  |
| iShares Core Cash ETF                    | 2.32                  |
| <b>Global Property</b>                   | <b>7.85</b>           |
| Martin Currie Real Income A              | 4.10                  |
| FSI Global Property Securities           | 3.75                  |
| <b>Global Infrastructure</b>             | <b>4.25</b>           |
| 4D Global Infrastructure Fund (Unhedged) | 4.25                  |



# Asset Allocation Report

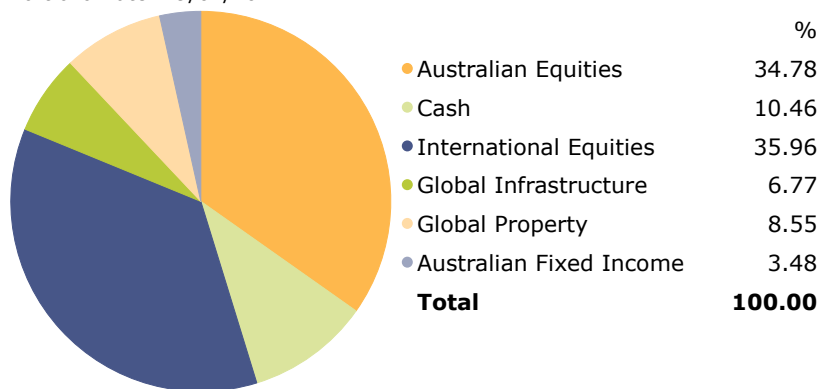
## Sestante ESG Focus Dynamic Assertive

### As of 29/02/2024



#### Portfolio Holdings - ESG Focus Assertive

Portfolio Date: 29/02/2024



#### Top Holdings - ESG Focus Assertive

Portfolio Date: 29/02/2024

|   | Portfolio Weighting % |
|---|-----------------------|
| <b>International Equities</b>             | <b>35.96</b>          |
| AXA IM Sustainable Equity                 | 10.07                 |
| VanEck MSCI Intl Sust Eq ETF              | 9.02                  |
| Stewart Investors Worldwide Leaders Sust  | 8.36                  |
| BetaShares Global Sstnbtby Ldrs ETF Ccy H | 5.63                  |
| Janus Henderson Global Natural Resources  | 2.88                  |
| <b>Australian Equities</b>                | <b>34.78</b>          |
| VanEck MSCI AUS Sust Eq ETF               | 11.59                 |
| Schroder Australian Equity Fund - PC      | 10.41                 |
| Alphinity Sustainable Share               | 7.01                  |
| Australian Ethical Australian Shr WS      | 5.77                  |
| <b>Cash</b>                               | <b>10.46</b>          |
| BetaShares Aus High Interest Cash ETF     | 8.25                  |
| iShares Core Cash ETF                     | 2.20                  |
| <b>Global Property</b>                    | <b>8.55</b>           |
| Martin Currie Real Income A               | 4.83                  |
| FSI Global Property Securities            | 3.72                  |
| <b>Global Infrastructure</b>              | <b>6.77</b>           |
| 4D Global Infrastructure Fund (Unhedged)  | 6.77                  |
| <b>Australian Fixed Income</b>            | <b>3.48</b>           |
| Pendal Sustainable Aust Fixed Interest    | 3.48                  |

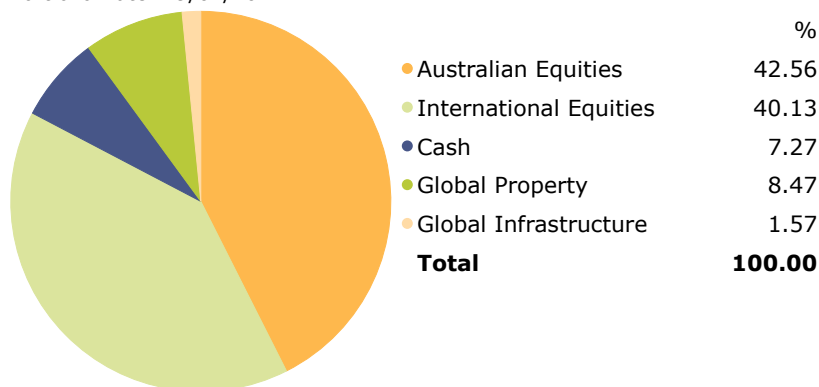
# Asset Allocation Report

## Sestante ESG Focus Dynamic Aggressive

### As of 29/02/2024

#### Portfolio Holdings - ESG Focus Aggressive

Portfolio Date: 29/02/2024



#### Top Holdings - ESG Focus Aggressive

Portfolio Date: 29/02/2024

|  | Portfolio Weighting % |
|--|-----------------------|
| <b>Australian Equities</b>               | <b>42.56</b>          |
| VanEck MSCI AUS Sust Eq ETF              | 13.09                 |
| Schroder Australian Equity Fund - PC     | 12.16                 |
| Alphinity Sustainable Share              | 9.44                  |
| Australian Ethical Australian Shr WS     | 7.15                  |
| FSI Australian Small Companies           | 0.71                  |
| <b>International Equities</b>            | <b>40.13</b>          |
| AXA IM Sustainable Equity                | 10.21                 |
| Stewart Investors Worldwide Leaders Sust | 9.77                  |
| VanEck MSCI Intl Sust Eq ETF             | 9.30                  |
| BetaShares Global Sstnbty Ldrs ETF Ccy H | 7.97                  |
| Janus Henderson Global Natural Resources | 2.87                  |
| <b>Global Property</b>                   | <b>8.47</b>           |
| Martin Currie Real Income A              | 4.78                  |
| FSI Global Property Securities           | 3.69                  |
| <b>Cash</b>                              | <b>7.27</b>           |
| BetaShares Aus High Interest Cash ETF    | 4.90                  |
| iShares Core Cash ETF                    | 2.37                  |
| <b>Global Infrastructure</b>             | <b>1.57</b>           |
| 4D Global Infrastructure Fund (Unhedged) | 1.57                  |