

# Asset Allocation Report

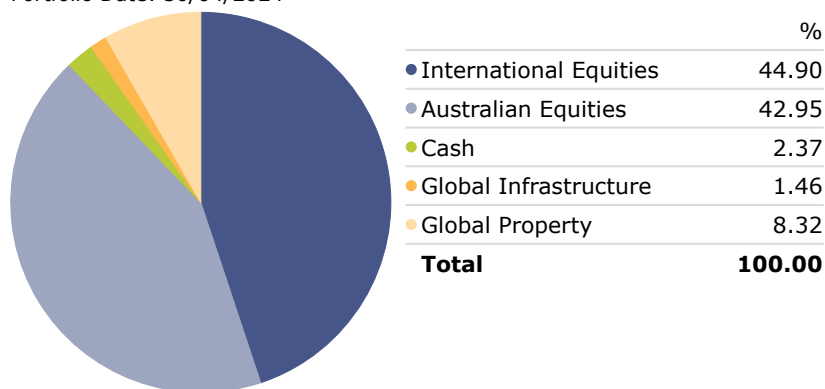
## Sestante Dynamic Aggressive

### As of 30/04/2024



#### Portfolio Holdings - Sestante Dynamic Aggressive

Portfolio Date: 30/04/2024



#### Top Holdings - Sestante Dynamic Aggressive

Portfolio Date: 30/04/2024

	Portfolio Weighting %
<b>International Equities</b>	<b>44.90</b>
Ironbark Royal London ConcentratedGlbShr	12.24
BetaShares S&P 500 Equal Weight ETF	11.82
GQG Partners Global Equity AUD Hedged	9.73
iShares S&P 500 AUD Hedged ETF	8.45
Fidelity Asia	2.65
<b>Australian Equities</b>	<b>42.95</b>
iShares Core S&P/ASX 200 ETF	15.08
Schroder Australian Equity Fund - PC	11.04
Paradice Australian Equities Fund	7.41
Yarra Ex-20 Australian Equities Fund	4.89
First Sentier Australian Small Companies	3.02
iShares Australian Equity Index	1.52
<b>Global Property</b>	<b>8.32</b>
Martin Currie Real Income A	4.94
VanEck FTSE Intl Prop Hdg ETF	3.38
<b>Cash</b>	<b>2.37</b>
iShares Core Cash ETF	2.37
<b>Global Infrastructure</b>	<b>1.46</b>
VanEck FTSE Gbl Infrs(Hdg)ETF	1.46

# Asset Allocation Report

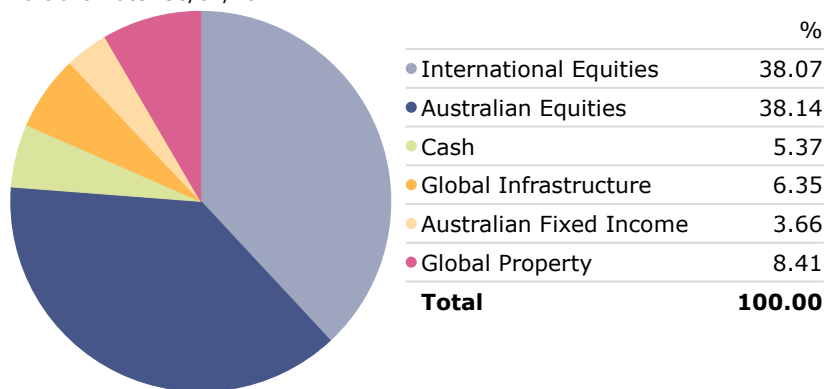
## Sestante Dynamic Assertive

### As of 30/04/2024



#### Portfolio Holdings - Sestante Dynamic Assertive

Portfolio Date: 30/04/2024



#### Top Holdings - Sestante Dynamic Assertive

Portfolio Date: 30/04/2024

	Portfolio Weighting %
<b>Australian Equities</b>	<b>38.14</b>
iShares Core S&P/ASX 200 ETF	18.14
Schroder Australian Equity Fund - PC	8.36
Paradise Australian Equities Fund	5.14
Yarra Ex-20 Australian Equities Fund	4.01
First Sentier Australian Small Companies	2.49
<b>International Equities</b>	<b>38.07</b>
Ironbark Royal London ConcentratedGlbShr	12.21
BetaShares S&P 500 Equal Weight ETF	8.93
GQG Partners Global Equity AUD Hedged	8.53
iShares S&P 500 AUD Hedged ETF	6.03
Fidelity Asia	2.37
<b>Global Property</b>	<b>8.41</b>
Martin Currie Real Income A	5.02
VanEck FTSE Intl Prop Hdg ETF	3.39
<b>Global Infrastructure</b>	<b>6.35</b>
VanEck FTSE Gbl Infrnas(Hdg)ETF	6.35
<b>Cash</b>	<b>5.37</b>
BetaShares Aus High Interest Cash ETF	3.24
iShares Core Cash ETF	2.12
<b>Australian Fixed Income</b>	<b>3.66</b>
Yarra Australian Bond Fund	2.29
Western Asset Aus Bond Tr M	1.37

# Asset Allocation Report

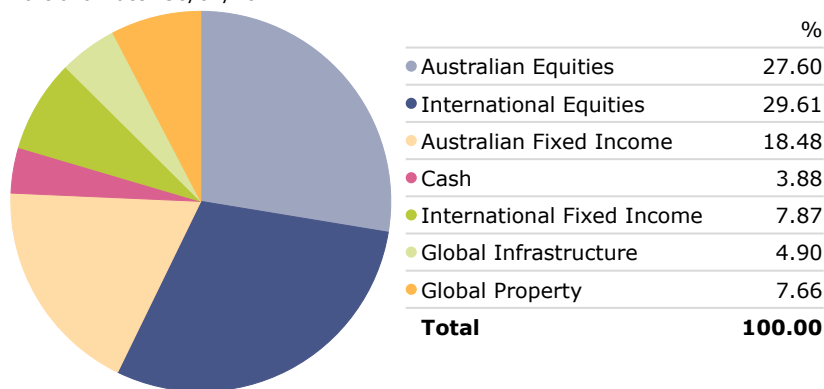
## Sestante Dynamic Balanced

### As of 30/04/2024



#### Portfolio Holdings - Sestante Dynamic Balanced

Portfolio Date: 30/04/2024



#### Top Holdings - Sestante Dynamic Balanced

Portfolio Date: 30/04/2024

	Portfolio Weighting %
<b>International Equities</b>	<b>29.61</b>
Ironbark Royal London ConcentratedGlbShr	9.33
BetaShares S&P 500 Equal Weight ETF	6.56
GQG Partners Global Equity AUD Hedged	6.40
iShares S&P 500 AUD Hedged ETF	5.41
Fidelity Asia	1.92
<b>Australian Equities</b>	<b>27.60</b>
iShares Core S&P/ASX 200 ETF	13.24
Schroder Australian Equity Fund - PC	5.53
Paradice Australian Equities Fund	4.28
Yarra Ex-20 Australian Equities Fund	2.83
First Sentier Australian Small Companies	1.73
<b>Australian Fixed Income</b>	<b>18.48</b>
Janus Henderson Tactical Income	7.58
Perpetual Diversified Income	4.29
Yarra Australian Bond Fund	4.13
Western Asset Aus Bond Tr M	2.48
<b>International Fixed Income</b>	<b>7.87</b>
PIMCO Global Bond W	7.87
<b>Global Property</b>	<b>7.66</b>
Martin Currie Real Income A	4.20
VanEck FTSE Intl Prop Hdg ETF	3.46
<b>Global Infrastructure</b>	<b>4.90</b>
VanEck FTSE Gbl Infrs(Hdg)ETF	4.90
<b>Cash</b>	<b>3.88</b>
iShares Core Cash ETF	2.17
BetaShares Aus High Interest Cash ETF	1.70

# Asset Allocation Report

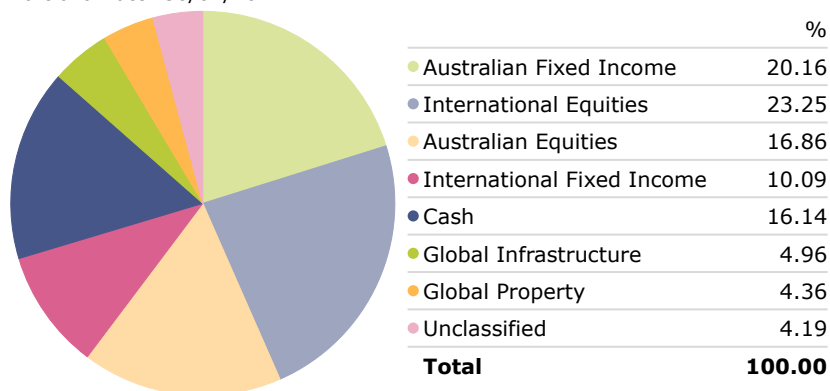
## Sestante Dynamic Moderately Conservative

### As of 30/04/2024



#### Portfolio Holdings - Sestante Dynamic Moderately Conservative

Portfolio Date: 30/04/2024



#### Top Holdings - Sestante Dynamic Moderately Conservative

Portfolio Date: 30/04/2024

	Portfolio Weighting %
<b>International Equities</b>	<b>23.25</b>
Ironbark Royal London ConcentratedGlbShr	6.92
GQG Partners Global Equity AUD Hedged	6.65
BetaShares S&P 500 Equal Weight ETF	4.53
iShares S&P 500 AUD Hedged ETF	3.69
Fidelity Asia	1.46
<b>Australian Fixed Income</b>	<b>20.16</b>
Janus Henderson Tactical Income	9.54
Perpetual Diversified Income	6.04
Yarra Australian Bond Fund	2.86
Western Asset Aus Bond Tr M	1.72
<b>Australian Equities</b>	<b>16.86</b>
iShares Core S&P/ASX 200 ETF	7.79
Schroder Australian Equity Fund - PC	3.22
Paradice Australian Equities Fund	2.80
Yarra Ex-20 Australian Equities Fund	1.89
First Sentier Australian Small Companies	1.15
<b>Cash</b>	<b>16.14</b>
BetaShares Aus High Interest Cash ETF	9.55
Pendal Short Term Income Securities Fd	4.22
iShares Core Cash ETF	2.37
<b>International Fixed Income</b>	<b>10.09</b>
PIMCO Global Bond W	10.09
<b>Global Infrastructure</b>	<b>4.96</b>
VanEck FTSE GIBI Infrs(Hdg)ETF	4.96
<b>Global Property</b>	<b>4.36</b>
Martin Currie Real Income A	4.36
<b>Unclassified</b>	<b>4.19</b>
Macquarie Dynamic Bond No.1 W	4.19

# Asset Allocation Report

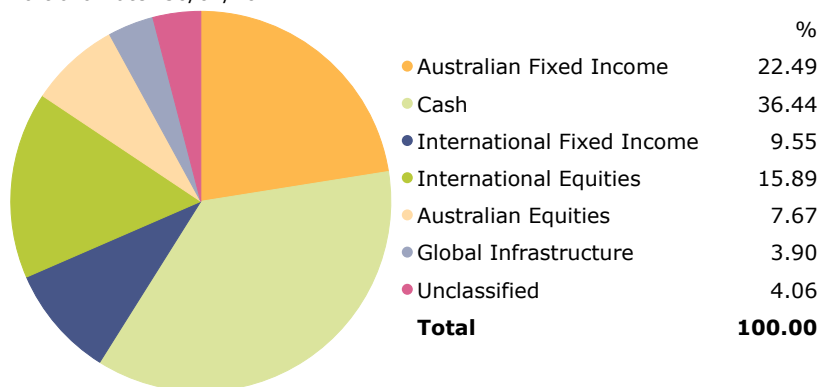
## Sestante Dynamic Conservative

### As of 30/04/2024



#### Portfolio Holdings - Sestante Dynamic Conservative

Portfolio Date: 30/04/2024



#### Top Holdings - Sestante Dynamic Conservative

Portfolio Date: 30/04/2024

	Portfolio Weighting %
<b>Cash</b>	<b>36.44</b>
BetaShares Aus High Interest Cash ETF	26.01
Pendal Short Term Income Securities Fd	7.97
iShares Core Cash ETF	2.45
<b>Australian Fixed Income</b>	<b>22.49</b>
Janus Henderson Tactical Income	9.85
Yarra Australian Bond Fund	5.67
Perpetual Diversified Income	3.57
Western Asset Aus Bond Tr M	3.41
<b>International Equities</b>	<b>15.89</b>
Ironbark Royal London ConcentratedGlbShr	5.21
GQG Partners Global Equity AUD Hedged	4.59
BetaShares S&P 500 Equal Weight ETF	2.98
iShares S&P 500 AUD Hedged ETF	2.24
Fidelity Asia	0.88
<b>International Fixed Income</b>	<b>9.55</b>
PIMCO Global Bond W	9.55
<b>Australian Equities</b>	<b>7.67</b>
iShares Core S&P/ASX 200 ETF	4.53
Schroder Australian Equity Fund - PC	1.38
Yarra Ex-20 Australian Equities Fund	1.07
Paradice Australian Equities Fund	0.69
<b>Unclassified</b>	<b>4.06</b>
Macquarie Dynamic Bond No.1 W	4.06
<b>Global Infrastructure</b>	<b>3.90</b>
VanEck FTSE Gbl Infrs(Hdg)ETF	3.90

# Asset Allocation Report

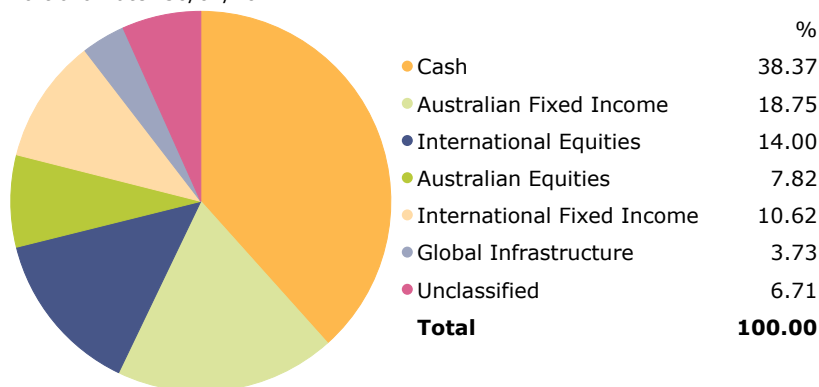
## Sestante ESG Focus Dynamic Conservative

### As of 30/04/2024



#### Portfolio Holdings - ESG Focus Conservative

Portfolio Date: 30/04/2024



#### Top Holdings - ESG Focus Conservative

Portfolio Date: 30/04/2024

	Portfolio Weighting %
<b>Cash</b>	<b>38.37</b>
BetaShares Aus High Interest Cash ETF	25.15
Pendal Short Term Income Securities Fd	9.97
iShares Core Cash ETF	3.26
<b>Australian Fixed Income</b>	<b>18.75</b>
Pendal Sustainable Aust Fixed Interest	10.22
Janus Henderson Tactical Income	8.52
<b>International Equities</b>	<b>14.00</b>
AXA IM Sustainable Equity	4.33
Stewart Investors Worldwide Leaders Sust	3.28
VanEck MSCI Intl Sust Eq ETF	3.14
BetaShares Global Sstnbty Ldrs ETF Ccy H	2.14
Robeco Emerging Conservative Equity AUD	1.11
<b>International Fixed Income</b>	<b>10.62</b>
PIMCO ESG Global Bond Fund - Wholesale	10.62
<b>Australian Equities</b>	<b>7.82</b>
Schroder Australian Equity Fund - PC	3.16
VanEck MSCI AUS Sust Eq ETF	1.85
Alphinity Sustainable Share	1.65
Australian Ethical Australian Shr WS	1.16
<b>Unclassified</b>	<b>6.71</b>
Macquarie Dynamic Bond No.1 W	6.71
<b>Global Infrastructure</b>	<b>3.73</b>
4D Global Infrastructure AUD Hedged	3.73

# Asset Allocation Report

## Sestante ESG Focus Dynamic

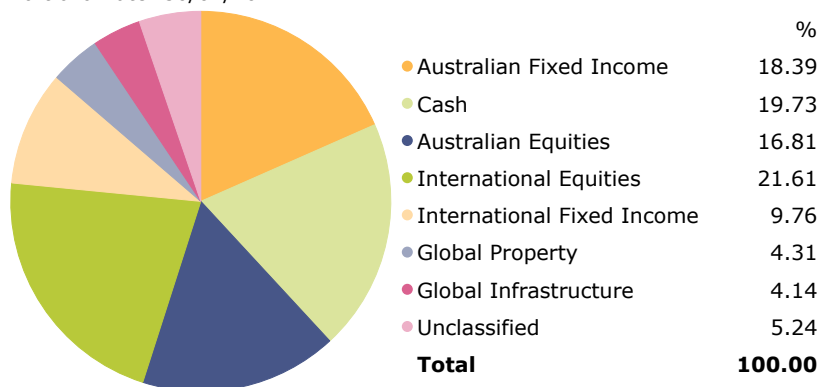
### Moderately Conservative

#### As of 30/04/2024



#### Portfolio Holdings - ESG Focus Mod Con

Portfolio Date: 30/04/2024



#### Top Holdings - ESG Focus Mod Con

Portfolio Date: 30/04/2024

	Portfolio Weighting %
<b>International Equities</b>	<b>21.61</b>
Stewart Investors Worldwide Leaders Sust	6.36
AXA IM Sustainable Equity	5.67
VanEck MSCI Intl Sust Eq ETF	4.72
BetaShares Global Sstnbty Ldrs ETF Ccy H	3.48
Robeco Emerging Conservative Equity AUD	1.38
<b>Cash</b>	<b>19.73</b>
Pendal Short Term Income Securities Fd	8.75
BetaShares Aus High Interest Cash ETF	7.66
iShares Core Cash ETF	3.33
<b>Australian Fixed Income</b>	<b>18.39</b>
Janus Henderson Tactical Income	9.08
Pendal Sustainable Aust Fixed Interest	7.19
Schroder Absolute Return Income Fund -WC	2.12
<b>Australian Equities</b>	<b>16.81</b>
Schroder Australian Equity Fund - PC	4.94
VanEck MSCI AUS Sust Eq ETF	4.89
Alphinity Sustainable Share	4.37
Australian Ethical Australian Shr WS	2.61
<b>International Fixed Income</b>	<b>9.76</b>
PIMCO ESG Global Bond Fund - Wholesale	9.76
<b>Unclassified</b>	<b>5.24</b>
Macquarie Dynamic Bond No.1 W	5.24
<b>Global Property</b>	<b>4.31</b>
Martin Currie Real Income A	4.31
<b>Global Infrastructure</b>	<b>4.14</b>
4D Global Infrastructure Fund (Unhedged)	2.29
4D Global Infrastructure AUD Hedged	1.85

# Asset Allocation Report


## Sestante ESG Focus Dynamic Balanced

### As of 30/04/2024



#### Portfolio Holdings - ESG Focus Balanced

Portfolio Date: 30/04/2024



#### Top Holdings - ESG Focus Balanced

Portfolio Date: 30/04/2024

	Portfolio Weighting %
<b>International Equities</b>	<b>28.03</b>
AXA IM Sustainable Equity	7.76
VanEck MSCI Intl Sust Eq ETF	6.69
Stewart Investors Worldwide Leaders Sust	6.38
BetaShares Global Stnbtby Ldrs ETF Ccy H	5.02
Robeco Emerging Conservative Equity AUD	2.19
<b>Australian Equities</b>	<b>26.26</b>
VanEck MSCI AUS Sust Eq ETF	8.38
Schroder Australian Equity Fund - PC	8.01
Alphinity Sustainable Share	5.89
Australian Ethical Australian Shr WS	3.98
<b>Australian Fixed Income</b>	<b>14.44</b>
Pendal Sustainable Aust Fixed Interest	7.39
Janus Henderson Tactical Income	7.05
<b>Cash</b>	<b>9.24</b>
BetaShares Aus High Interest Cash ETF	6.08
iShares Core Cash ETF	3.16
<b>Global Property</b>	<b>7.71</b>
Martin Currie Real Income A	3.99
First Sentier Global Property Securities	3.72
<b>International Fixed Income</b>	<b>6.57</b>
PIMCO ESG Global Bond Fund - Wholesale	6.57
<b>Global Infrastructure</b>	<b>4.13</b>
4D Global Infrastructure Fund (Unhedged)	4.13
<b>Unclassified</b>	<b>3.61</b>
Macquarie Dynamic Bond No.1 W	3.61



# Asset Allocation Report

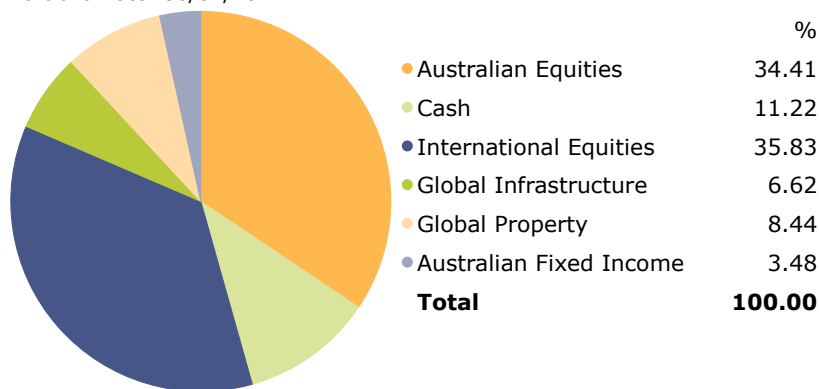
## Sestante ESG Focus Dynamic Assertive

### As of 30/04/2024



#### Portfolio Holdings - ESG Focus Assertive

Portfolio Date: 30/04/2024



#### Top Holdings - ESG Focus Assertive

Portfolio Date: 30/04/2024

	Portfolio Weighting %
<b>International Equities</b>	<b>35.83</b>
AXA IM Sustainable Equity	9.98
VanEck MSCI Intl Sust Eq ETF	8.89
Stewart Investors Worldwide Leaders Sust	8.40
BetaShares Global Sstnbtby Ldrs ETF Ccy H	5.53
Robeco Emerging Conservative Equity AUD	3.05
<b>Australian Equities</b>	<b>34.41</b>
VanEck MSCI AUS Sust Eq ETF	11.32
Schroder Australian Equity Fund - PC	10.48
Alphinity Sustainable Share	6.88
Australian Ethical Australian Shr WS	5.73
<b>Cash</b>	<b>11.22</b>
BetaShares Aus High Interest Cash ETF	8.27
iShares Core Cash ETF	2.95
<b>Global Property</b>	<b>8.44</b>
Martin Currie Real Income A	4.79
First Sentier Global Property Securities	3.65
<b>Global Infrastructure</b>	<b>6.62</b>
4D Global Infrastructure Fund (Unhedged)	6.62
<b>Australian Fixed Income</b>	<b>3.48</b>
Pendal Sustainable Aust Fixed Interest	3.48

# Asset Allocation Report

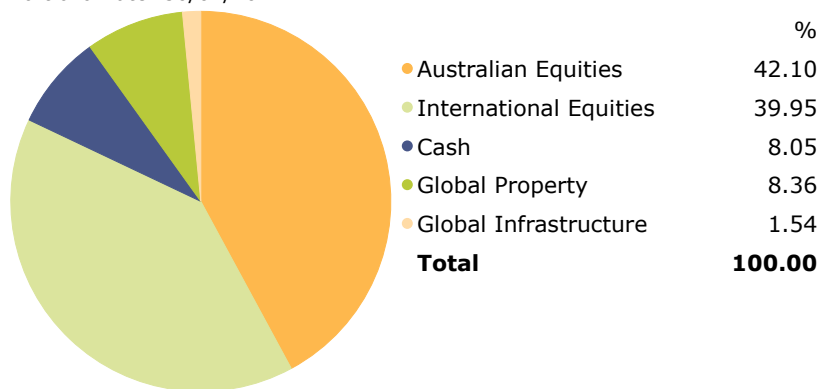
## Sestante ESG Focus Dynamic Aggressive

### As of 30/04/2024



#### Portfolio Holdings - ESG Focus Aggressive

Portfolio Date: 30/04/2024



#### Top Holdings - ESG Focus Aggressive

Portfolio Date: 30/04/2024

	Portfolio Weighting %
<b>Australian Equities</b>	<b>42.10</b>
VanEck MSCI AUS Sust Eq ETF	12.77
Schroder Australian Equity Fund - PC	12.24
Alphinity Sustainable Share	9.27
Australian Ethical Australian Shr WS	7.10
First Sentier Australian Small Companies	0.71
<b>International Equities</b>	<b>39.95</b>
AXA IM Sustainable Equity	10.11
Stewart Investors Worldwide Leaders Sust	9.81
VanEck MSCI Intl Sust Eq ETF	9.16
BetaShares Global Sstnbty Ldrs ETF Ccy H	7.83
Robeco Emerging Conservative Equity AUD	3.04
<b>Global Property</b>	<b>8.36</b>
Martin Currie Real Income A	4.74
First Sentier Global Property Securities	3.62
<b>Cash</b>	<b>8.05</b>
BetaShares Aus High Interest Cash ETF	4.91
iShares Core Cash ETF	3.14
<b>Global Infrastructure</b>	<b>1.54</b>
4D Global Infrastructure Fund (Unhedged)	1.54