

Sestante Assertive Index Portfolio

Monthly Investment Report

As of 28/02/2025

Latest Performance*

	1-mth	3-mths	1-yr	3-yr	5-yr	Inception
Sestante Assertive Index	-1.82	-0.09	12.66	8.26	7.73	8.21
RBA Cash Rate + 3% p.a.	0.56	1.83	7.63	6.61	5.22	5.03

Market Review

In February 2025, global equity and bond markets faced mixed performance amid economic uncertainties and policy developments, with notable impacts on both asset classes. US equities showed weakness, with a 0.7% total return loss for developed market equities, largely driven by growing concerns over the US administration's policy agenda. Corporate and consumer sentiment weakened, and inflation concerns resurfaced, particularly with the potential for tariffs that could exacerbate inflation. US equity sectors that struggled included communication services and consumer discretionary, while sectors like consumer staples, energy, and real estate showed some strength. The decline in the US market weighed on developed markets, especially Japan.

Conversely, global bond markets demonstrated resilience, serving as a diversifier against equity losses. Despite concerns over inflation due to tariffs and firmer-than-expected inflation data, bonds outperformed, with the Bloomberg Global Aggregate Index returning 1.4% for the month. A key factor behind this bond market strength was the declining sentiment in the US economy, with weaker consumer confidence and reduced business activity. US Treasury yields fell, with the 10-year yield dipping to 4.2%. The bond market's positive returns were not confined to government bonds alone, as emerging market debt also benefited, posting a 1.6% return.

While US equities struggled, emerging markets, particularly in Asia, showed stronger performance, largely driven by positive momentum in Chinese tech stocks. China's stock market surged by 11.7% in dollar terms due to optimism surrounding its technology sector, particularly AI advancements, like DeepSeek's open-source AI model. Real estate also performed well, with global benchmarks up by 2.6%, as falling bond yields supported this asset class.

In Europe, the MSCI Europe ex-UK Index rose by 3.4%, with European financials and defence stocks among the top-performing sectors. This outperformance came as investors anticipated a potential ceasefire in Ukraine and Europe's growing defence spending. The Eurozone's economy showed marginal expansion, but inflationary pressures continued, impacting the European Central Bank's policy decisions. The bond market in Europe saw modest returns, with German Bunds yielding 2.39%, while European corporate bonds also had a favourable performance.

In Japan, equity performance was more subdued, with the TOPIX index falling 3.8%. The market was affected by rising concerns about US trade policies and tariffs, especially given Japan's significant exposure to the US economy. However, Japan's government bond yields rose in response to stronger-than-expected economic data, contributing to a narrowing of the interest rate gap between Japan and the US. This development, coupled with the yen's appreciation, led to a decline in Japanese exporter stocks.

Overall, the bond market remained strong in February, largely driven by a flight to safer assets amid growth concerns and economic uncertainty. Fixed income sectors performed well, with US Treasuries leading the pack. In contrast, equity markets faced challenges, particularly in the US, where growth concerns and trade policy uncertainties weighed on investor sentiment.

For a detailed market review and outlook, please refer to the Monthly Market Commentary document available on www.azsestante.com/investment-options



\$10,000 invested over time



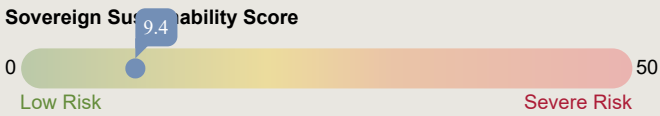

■ Sestante Assertive Index ■ RBA Cash Rate + 3% p.a.

Portfolio information

- Investment Objective: target RBA cash rate +3.0% per annum over rolling 7-year periods after fees.
- Asset Class: Diversified
- 85% Growth / 15% Defensive
- Portfolio Inception Date: 7 February 2019

Sustainability Score

● Sestante Assertive Index



ESG Pillar Score



Major Index Returns

	1 Month	3 Months	6 Months	1 Year	3 Years
S&P/ASX 200 TR AUD	-3.79	-2.56	2.77	9.94	9.24
MSCI World Ex Australia GR AUD	-0.33	5.10	14.45	21.83	16.71
Bloomberg AusBond Composite 0+Y TR AUD	0.93	1.63	1.16	4.18	0.32
Bloomberg Global Aggregate TR Hdg AUD	1.20	0.71	1.42	5.02	-0.40
S&P Global Infrastructure NR AUD	0.37	2.34	12.80	26.34	12.06
RBA Cash Rate + 3% p.a.	0.56	1.83	3.71	7.63	6.61

Important information

*Past performance is not a reliable indicator of future performance. Performance is calculated before taxes, model management and platform fees and after underlying investment management fees. For full details of fees please refer to the relevant platform offer documents. Performance is notional in nature and an individual investor's actual performance may differ to the that of the model portfolio. Investment performance is shown from 7/2/2019 and represents modelled performance only and assumes income received is reinvested.

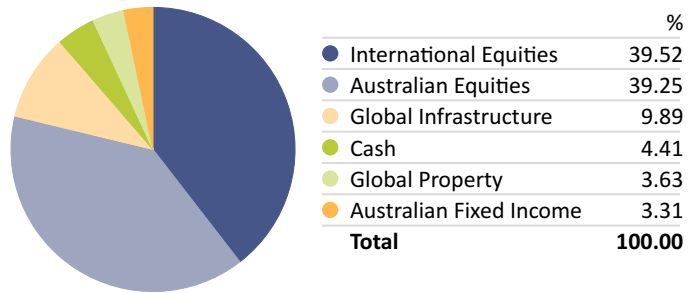
The Morningstar Historical Corporate Sustainability Score is a weighted average of the trailing 12 months of Morningstar Portfolio Corporate Sustainability Scores. Historical portfolio scores are not equal-weighted; rather, more-recent portfolios are weighted more heavily than older portfolios. Combining the trailing 12 months of portfolio scores adds consistency while still reflecting portfolio managers' current decisions by weighting the most recent portfolio scores more heavily.

ESG pillar scores are displayed as a number between 0 and 100 with most scores range between 0 and 25. It is the asset-weighted average of the company environmental, social, governance risk scores for the covered corporate holdings in a portfolio. The scores measure the degree to which a company's economic value may be at risk driven by environmental, social, and governance factors. The risk represents the unmanaged risk exposure after taking into account a company's management of such risks.

This document has been prepared by AZ Sestante Limited, ABN 94 106 888 662, AFSL 284 442 (AZ Sestante). This document is not an offer of securities or financial products, nor is it financial product advice. As this document has been prepared without taking account of any investors' particular objectives, financial situation or needs, you should consider its appropriateness having regard to your objectives, financial situation and needs before taking any action. Past performance is not a reliable indicator of future results. Although specific information has been prepared from sources believed to be reliable, we offer no guarantees as to its accuracy or completeness. The information stated, opinions expressed and estimates given constitute best judgement at the time of publication and are subject to change without notice. Consequently, although this document is provided in good faith, it is not intended to create any legal liability on the part of any other entity and does not vary the terms of a relevant disclosure statement. All dollars are Australian unless otherwise specified.

Current Asset Allocation

Portfolio Date: 28/02/2025



Where your funds are invested

International Equities	39.52	—
Vanguard All-World ex-US Shares ETF	18.35	⊕⊕⊕⊕
iShares S&P 500 AUD Hedged ETF	13.55	⊕⊕⊕⊕
iShares S&P 500 ETF	7.63	⊕⊕⊕⊕
Australian Equities	39.25	—
iShares Core S&P/ASX 200 ETF	30.53	⊕⊕⊕⊕⊕
iShares Australian Equity Index	8.72	⊕⊕⊕⊕
Global Infrastructure	9.89	—
VanEck FTSE Gbl Infrs(AUD Hdg)ETF	5.96	⊕⊕⊕⊕
Vanguard Global Infrastructure Index	3.93	⊕⊕⊕
Cash	4.41	—
BetaShares Aus High Interest Cash ETF	2.45	—
iShares Core Cash ETF	1.95	—
Global Property	3.63	—
VanEck FTSE Intl Prop (AUD Hdg) ETF	3.63	⊕⊕⊕⊕
Australian Fixed Income	3.31	—
iShares Australian Bond Index	3.31	⊕⊕⊕⊕⊕
	100.00	

Morningstar's **Globe Ratings** are just one tool that can help investors work out a fund's ESG credentials. A 5 Globe Rating indicates a fund is at the top end of its peer group in terms of sustainability, while a 1 Globe Rating shows it is underperforming on sustainability issues.

Portfolio changes

There were no portfolio changes this month.