

CFS Sestante Dynamic Assertive Portfolio – Super & Pension

Monthly Investment Report

As of 31/03/2025

Latest Performance*

	1-mth	3-mths	6-mths	1-yr	Inception
CFS MA Dynamic Assertive Pension	-2.47	-0.33	0.47	4.91	5.10
CFS MA Dynamic Assertive Super	-2.23	-0.29	0.42	4.47	4.57
RBA Cash Rate +4.0%	0.69	2.05	4.21	8.66	7.57
Morningstar AUS Growth Tgt Alloc NR AUD	-2.51	-1.00	0.52	5.38	5.73

Market Review

In March 2025, global stock markets faced notable declines driven by rising fears over trade tensions, especially in relation to proposed U.S. tariffs under President Trump, and increasing recession risks. The S&P 500 saw a decrease of 5.75%, while the technology-heavy NASDAQ experienced a more severe drop of 8.21%. This downturn was largely influenced by the uncertain outlook on tariffs, inflation, and bond yields, resulting in a noticeable shift from growth stocks to value stocks broadly across markets.

In Europe, although producing a negative return, the STOXX 600 again outperformed Wall Street for the month, returning -4.18%. Japan's Nikkei 225 performed similarly losing 4.14% for the month. The Australian market reflected these global trends, with the S&P/ASX 200 Accumulation Index falling by 4.03%. Defensive sectors such as Utilities and Consumer Staples showed relative resilience, while the Materials sector benefitted from rising commodity prices, particularly gold and copper. On the other hand, the Information Technology and Financials sectors, notably Australian banks, saw significant declines, partly due to concerns over earnings, bad debt, and margin pressures stemming from interest rate cuts. James Hardie, a major global building materials company, also struggled, with its poor performance attributed to concerns over the valuation implications of an acquisition.

The resources sector was more stable on a relative basis, driven by strong performances from smaller gold mining companies like Evolution Mining and Newmont Corporation, which continued to be among the top performers in the Australian market. Fixed-income markets also saw heightened volatility, with the Bloomberg Global Aggregate Index, a key international fixed-income benchmark, declining by 0.44% for the month. The German bond market experienced its most significant weekly selloff since the 1990s, pushing 10-year bond yields higher by more than 0.40% due to a policy shift related to defence and infrastructure spending. Australian Fixed Interest performed relatively well returning +0.17% for the month.

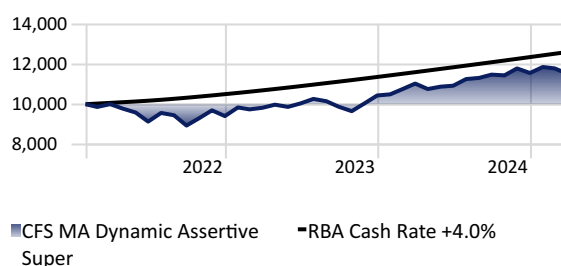
Commodities largely performed well, with gold reaching a new record high, driven by strong demand for safe-haven assets amid economic uncertainty, closing March slightly above US\$3100 per ounce. Brent crude also saw an uptick in prices, influenced by geopolitical developments like energy tariffs and OPEC+ decisions. The U.S. dollar weakened early in the month, while the euro gained strength after Germany's fiscal stimulus announcement, which boosted investor sentiment across Europe.

Emerging markets provided some relief, with the MSCI Emerging Markets index posting modest positive returns, though still falling short of expectations. Chinese stocks were a notable exception, as better-than-expected data on industrial production and retail sales helped counteract the adverse effects of U.S. tariffs.

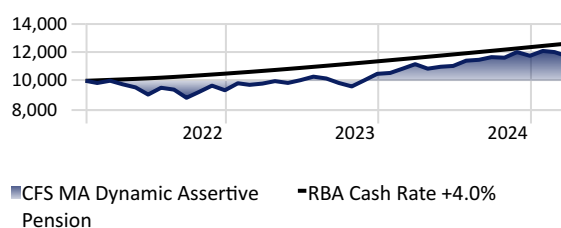
In summary, March 2025 was marked by significant volatility across global markets, driven by concerns over trade policy, inflation, and the looming threat of recession. Defensive sectors outperformed, while commodities, particularly gold, offered relative stability. Investors gravitated toward low-volatility, value-oriented investments as growth stocks underperformed. For a detailed market review and outlook, please refer to the Monthly Market Commentary document available on www.azsestante.com/investment-options



\$10,000 invested over time - Super



\$10,000 invested over time - Pension

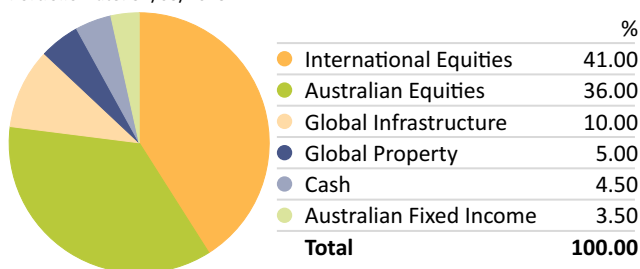


Portfolio information

- Investment Objective: target RBA cash rate +4.0% per annum over rolling 7-year periods after fees.
- Asset Class: Diversified
- 85% Growth / 15% Defensive
- Portfolio Inception Date: 21 February 2022

Current Asset Allocation - Super

Portfolio Date: 31/03/2025



Where your funds are invested

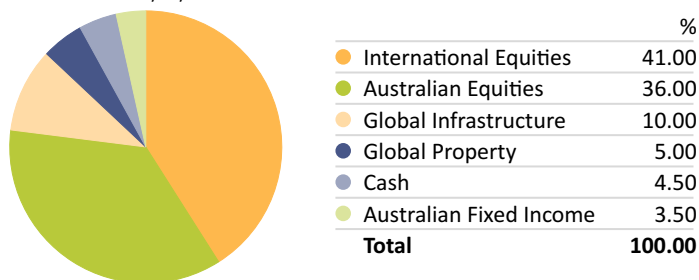
International Equities	41.00	—
CFS FC W PSup-CFS Index Global Shr-Hgd	13.00	—
CFS FC W PSup-GQG Partners Glb Equity	8.00	🌐
CFS FC W PSup-RQI Global Value	7.50	🌐🌐
CFS FC W PSup-T. Rowe Price Glb Equity	7.50	🌐🌐
CFS FC W PSup-Royal London Con Glb Sha	5.00	🌐
Australian Equities	36.00	—
CFS FC W PSup-Schroder Australian Equity	17.00	🌐🌐🌐
CFS FC W PSup-Fidelity Aust Equities	12.00	🌐🌐
CFS FC W PSup-CFS Index Australian Share	7.00	🌐🌐🌐
Global Infrastructure	10.00	—
CFS FC Wsup-ClearBridge RARE Infra Value	10.00	🌐🌐🌐
Global Property	5.00	—
CFS FC W PSup-CFS Index Glb Property Sec	5.00	🌐🌐🌐
Cash	4.50	—
CFS FC W PSup-FSI Strategic Cash	4.50	—
Australian Fixed Income	3.50	—
CFS FC W PSup-Pendal Sust Aust Fix Int	2.00	🌐🌐
CFS FC W PSup-Western Asset Aust Bond	1.50	🌐🌐🌐🌐
	100.00	

Major Index Returns

	1 Month	3 Months	6 Months	1 Year	3 Years
MSCI World Ex Australia GR AUD	-4.61	-2.30	9.64	12.74	15.21
Bloomberg Global Aggregate TR AUD	0.41	1.98	8.43	7.89	4.69
S&P Global Infrastructure TR AUD	1.88	3.93	13.57	24.38	12.90
Bloomberg AusBond Composite 0+Y TR AUD	0.17	1.29	1.03	3.20	1.67
S&P/ASX 200 TR AUD	-3.39	-2.80	-3.57	2.84	5.62

Current Asset Allocation - Pension

Portfolio Date: 31/03/2025



Where your funds are invested

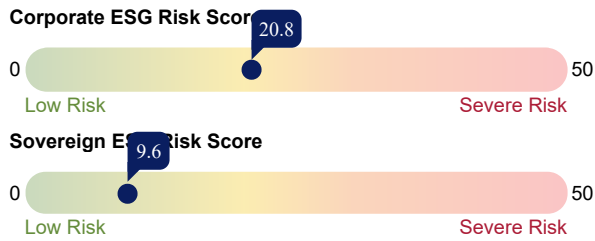
International Equities	41.00	—
CFS FC W Pen-CFS Index Global Shr-Hgd	13.00	—
CFS FC W Pen-GQG Partners Glb Equity	8.00	🌐
CFS FC W Pen-RQI Global Value	7.50	🌐🌐
CFS FC W Pen-T. Rowe Price Glb Equity	7.50	🌐🌐
CFS FC W Pen-Royal London Con Glb Share	5.00	🌐
Australian Equities	36.00	—
CFS FC W Pen-Schroder Australian Equity	17.00	🌐🌐🌐
CFS FC W Pen-Fidelity Aust Equities	12.00	🌐🌐
CFS FC W Pen-CFS Index Australian Share	7.00	🌐🌐🌐
Global Infrastructure	10.00	—
CFS FC W Pen-ClearBridge RARE Infr Value	10.00	🌐🌐🌐
Global Property	5.00	—
CFS FC W Pen-CFS Index Glb Property Sec	5.00	🌐🌐🌐
Cash	4.50	—
CFS FC W Pen-FSI Strategic Cash	4.50	—
Australian Fixed Income	3.50	—
CFS FC W Pen-Pendal Sust Aust Fix Int	2.00	🌐🌐
CFS FC W Pen-Western Asset Aust Bond	1.50	🌐🌐🌐🌐
	100.00	

Morningstar's Globe Ratings are just one tool that can help investors work out a fund's ESG credentials. A 5 Globe Rating indicates a fund is at the top end of its peer group in terms of sustainability, while a 1 Globe Rating shows it is underperforming on sustainability issues.

Portfolio changes

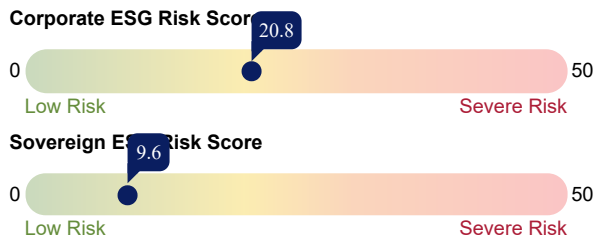
Over the month, the AZ Sestante Investment Committee implemented several changes to align the portfolio with its preferred dynamic asset allocation. Western Asset Australian Bond Fund was introduced to enhance diversification, rebalanced from Pendal Sustainable Australian Fixed Interest Fund. Fidelity Asia Fund was also sold on the basis of limited conviction and reallocated across the preferred global equity managers in the portfolio. Currency hedging was adjusted to a neutral stance in line with the Committee's current view. A target weight framework was also introduced to support ongoing rebalancing.

Sustainability Score - Super



● CFS MA Dynamic Assertive Pension

Sustainability Score - Pension



● CFS MA Dynamic Assertive Pension

ESG Pillar Score - Super



ESG Pillar Score - Pension



AZ SESTANTE

AZ Sestante is a specialist investment consultant focused on designing and managing a range of multi-manager model portfolios via SMAs, MDAs, and fund of funds. Our parent company Azimut is Italy's largest independent asset manager listed on the Italian stock exchange.

E: invest@azsestante.com
www.azsestante.com

Important information

*Past performance is not a reliable indicator of future performance. Performance is calculated before taxes, model management and platform fees and after underlying investment management fees. For full details of fees please refer to the relevant platform offer documents. Performance is notional in nature and an individual investor's actual performance may differ to the that of the model portfolio. Investment performance is shown from 21/2/2022 and represents modelled performance only and assumes income received is reinvested.

The Morningstar Historical Corporate Sustainability Score is a weighted average of the trailing 12 months of Morningstar Portfolio Corporate Sustainability Scores. Historical portfolio scores are not equal-weighted; rather, more-recent portfolios are weighted more heavily than older portfolios. Combining the trailing 12 months of portfolio scores adds consistency while still reflecting portfolio managers' current decisions by weighting the most recent portfolio scores more heavily.

ESG pillar scores are displayed as a number between 0 and 100 with most scores range between 0 and 25. It is the asset-weighted average of the company environmental, social, governance risk scores for the covered corporate holdings in a portfolio. The scores measure the degree to which a company's economic value may be at risk driven by environmental, social, and governance factors. The risk represents the unmanaged risk exposure after taking into account a company's management of such risks.

This document has been prepared by AZ Sestante Limited, ABN 94 106 888 662, AFSL 284 442 (AZ Sestante). This document is not an offer of securities or financial products, nor is it financial product advice. As this document has been prepared without taking account of any investors' particular objectives, financial situation or needs, you should consider its appropriateness having regard to your objectives, financial situation and needs before taking any action. Past performance is not a reliable indicator of future results. Although specific information has been prepared from sources believed to be reliable, we offer no guarantees as to its accuracy or completeness. The information stated, opinions expressed and estimates given constitute best judgement at the time of publication and are subject to change without notice. Consequently, although this document is provided in good faith, it is not intended to create any legal liability on the part of any other entity and does not vary the terms of a relevant disclosure statement. All dollars are Australian unless otherwise specified.