

Sestante Dynamic Star Assertive Portfolio

Monthly Investment Report

As of 30/11/2025

Latest performance*

	1-mth	3-mths	1-yr	3-yr	Inception
Sestante Dynamic Star Assertive	0.27	1.98	8.06	—	11.66
RBA Cash Rate +3.25% p.a.	0.56	1.72	7.46	7.55	8.14

Market Review

Global markets paused in November after strong gains earlier in the year, as investors reassessed valuations, shifting policy expectations, and the durability of earnings momentum. Equity markets were broadly flat to slightly positive in developed regions, while several major Asian markets retreated following an extended rally. Defensive sectors outperformed, reversing the trend that had favoured cyclical and technology since mid-year.

In the U.S., uncertainty created by suspended economic releases during the prolonged government shutdown left markets relying more heavily on private data, much of which pointed to softer labour conditions. This increased expectations that the Federal Reserve may deliver a rate cut in December, supporting a late-month rebound in risk assets. Even so, market performance was mixed. The S&P 500 was roughly unchanged for the month (+0.1%), the Nasdaq fell about 1.5%, and small caps outperformed, with the Russell 2000 rising around 0.8%. Technology shares lagged despite another strong earnings season, with investors questioning whether lofty growth expectations, particularly surrounding AI, can be sustained.

European equities modestly outperformed the U.S., helped by healthier earnings breadth and less concentration in mega-cap technology names. The region's large markets posted gains of around 1%, supported by financials and selective industrials. UK equities were flat and were held back by cautious consumer-facing sectors. In Japan, a weaker yen supported exporters, though the Nikkei ultimately fell close to 4% after a strong October.

Emerging markets faced notable headwinds during the month. The Korean market (KOSPI 200) was down around 4.4%, while the Taiwanese market also fell. The main driver was investors taking profits in tech-heavy markets, while Middle Eastern equities were pressured by softer oil-market expectations. India outperformed on a relative basis, declining only marginally.

Australia experienced one of the weakest monthly equity performances globally. The S&P/ASX 300 Accumulation Index fell 2.6%, marking a third month of underperformance as investors reduced expectations for future Reserve Bank of Australia rate cuts. Local bond yields rose sharply, 10-year yields climbed to 4.52%, after another stronger-than-expected inflation reading reinforced views that monetary easing is unlikely in the near term. Notably, the Australian dollar remained broadly steady against the U.S. dollar despite higher domestic rate expectations.

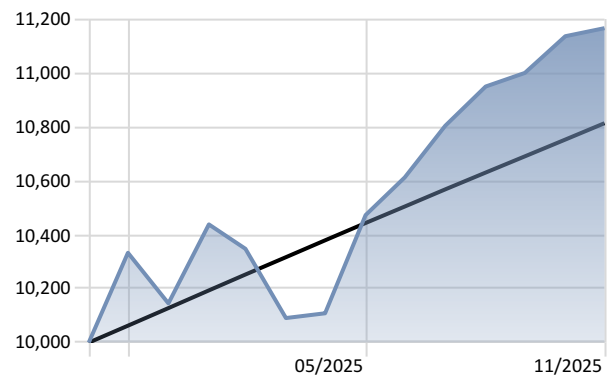
Commodities delivered mixed results. Precious metals advanced, while energy and industrial metals were weaker. Bond markets were similarly subdued, with global fixed income returning 0.2% as falling U.S. Treasury yields offset weakness elsewhere.

Across fixed income, the U.S. led performance with Treasury returns of about 0.6% as yields declined. Japanese government bonds lagged, falling more than 1% amid concerns over the sustainability of ultra-loose monetary policy. European bond markets were mixed, with German Bunds underperforming due to higher expected issuance.

Although headline returns were muted, pronounced style and sect...



\$10,000 invested over time



■ Sestante Dynamic Star
Assertive

■ RBA Cash Rate +3.25% p.a.


Portfolio information

- Investment Objective:
To deliver outperformance of the RBA cash rate +3.25% per annum over a rolling 5-year period after fees.
- Asset Class: Diversified
- 80% Growth / 20% Defensive Split
- Portfolio Inception Date: 1 November 2024

ESG Risk Score

● Sestante Dynamic Star Assertive

Corporate ESG Risk Score



Sovereign ESG Risk Score



ESG Pillar Score



Major Index Returns

	1 Month	3 Months	6 Months	1 Year	3 Years
S&P/ASX 200 TR AUD	-2.66	-3.05	3.77	5.47	9.71
MSCI World Ex Australia GR AUD	0.20	5.64	12.73	16.98	20.72
Bloomberg AusBond Composite 0+Y TR AUD	-0.88	-0.42	0.62	4.35	3.22
Bloomberg Global Aggregate TR Hdg AUD	0.18	1.61	2.88	3.76	3.60
S&P Global Infrastructure NR AUD	3.06	4.25	6.49	16.10	13.81

Important information

*Past performance is not a reliable indicator of future performance. Performance is calculated before taxes, model management and platform fees and after underlying investment management fees. For full details of fees please refer to the relevant platform offer documents. Performance is notional in nature and an individual investor's actual performance may differ to the that of the model portfolio. Investment performance is shown from 1/11/2024 and represents modelled performance only and assumes income received is reinvested.

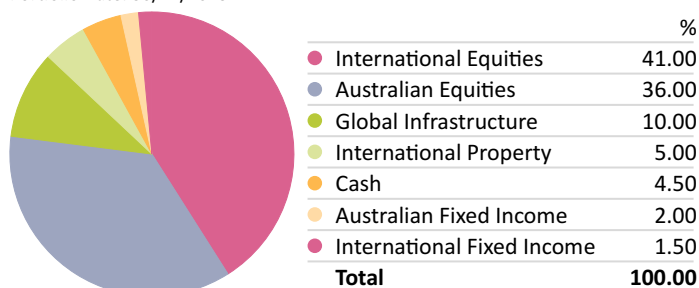
The Morningstar Historical Corporate Sustainability Score is a weighted average of the trailing 12 months of Morningstar Portfolio Corporate Sustainability Scores. Historical portfolio scores are not equal-weighted; rather, more-recent portfolios are weighted more heavily than older portfolios. Combining the trailing 12 months of portfolio scores adds consistency while still reflecting portfolio managers' current decisions by weighting the most recent portfolio scores more heavily.

ESG pillar scores are displayed as a number between 0 and 50 with most scores range between 0 and 25. It is the asset-weighted average of the company environmental, social, governance risk scores for the covered corporate holdings in a portfolio. The scores measure the degree to which a company's economic value may be at risk driven by environmental, social, and governance factors. The risk represents the unmanaged risk exposure after taking into account a company's management of such risks.

This document has been prepared by AZ Sestante Limited, ABN 94 106 888 662, AFSL 284 442 (AZ Sestante). This document is not an offer of securities or financial products, nor is it financial product advice. As this document has been prepared without taking account of any investors' particular objectives, financial situation or needs, you should consider its appropriateness having regard to your objectives, financial situation and needs before taking any action. Past performance is not a reliable indicator of future results. Although specific information has been prepared from sources believed to be reliable, we offer no guarantees as to its accuracy or completeness. The information stated, opinions expressed and estimates given constitute best judgement at the time of publication and are subject to change without notice. Consequently, although this document is provided in good faith, it is not intended to create any legal liability on the part of any other entity and does not vary the terms of a relevant disclosure statement. All dollars are Australian unless otherwise specified.

Current Asset Allocation

Portfolio Date: 30/11/2025



Where your funds are invested

International Equities	41.00	
CFS Index Global Share - Hedged-Class A	13.00	
GQG Partners Global Equity E	8.00	
T. Rowe Price Global Equity E	7.50	
Royal London Core Global Share E	5.00	
RQI Global Share Value - Class E	5.00	
RQI Em Markets Value - Class E	2.50	
Australian Equities	36.00	
Schroder Australian Equity Fund E	17.00	
Pendal Aust Share E	12.00	
CFS Index Australian Share-Class A	7.00	
Global Infrastructure	10.00	
ClearBridge Infrast Value - Hdg E	10.00	
International Property	5.00	
CFS Index Global Prop Securities-Class A	5.00	
Cash	4.50	
CFS Enhanced Cash-Class A	3.00	
Cash	1.50	
Australian Fixed Income	2.00	
Franklin Australian Absolute Return Bd E	1.00	
Western Asset Australian Bond E	1.00	
International Fixed Income	1.50	
PIMCO Global Bond E	1.50	
Total	100.00	

Morningstar's Globe Ratings are just one tool that can help investors work out a fund's ESG credentials. A 5 Globe Rating indicates a fund is at the top end of its peer group in terms of sustainability, while a 1 Globe Rating shows it is underperforming on sustainability issues.

Portfolio changes

There were no portfolio changes this month.