

Sestante Moderately Conservative Index Portfolio

Monthly Investment Report



As of 30/04/2026

Latest Performance*

	1-mth	3-mths	1-yr	3-yr	5-yr	Inception
Sestante Mod Conservative Index	2.34	0.56	8.97	7.85	4.78	5.45
RBA Cash Rate + 2% p.a.	0.51	1.47	5.98	6.32	5.09	4.34

Market Review

Global markets rebounded strongly in April as investors moved back into risk assets despite ongoing geopolitical tensions in the Middle East and inflation concerns. Equity markets largely looked through the conflict between the US and Iran, instead focusing on resilient corporate earnings, renewed enthusiasm around artificial intelligence (AI), and hopes that disruption to global energy supply routes may prove temporary.

US equities led the rally. The S&P 500 rose 10.4% during the month while the Nasdaq-100 surged 15.6%, marking its strongest monthly gain in more than two decades. Semiconductor stocks were at the centre of the rebound, with the Philadelphia Semiconductor Index climbing close to 40% as investors rotated back into AI-linked businesses. Small caps also participated strongly, with the Russell 2000 gaining more than 12%, reflecting improving risk appetite and optimism around domestic growth.

Corporate earnings were a major support for markets. More than 80% of S&P 500 companies reporting results exceeded earnings expectations, with overall earnings growth tracking above 25% year-on-year. Technology and communication services were standout sectors, supported by strong demand linked to AI infrastructure, semiconductors, and cloud spending. Growth stocks materially outperformed value stocks as investors re-embraced higher-growth sectors after the cautious tone seen in March.

Emerging markets were also exceptionally strong. The MSCI Emerging Markets Index gained 14.5%, driven largely by Taiwan and South Korea, where semiconductor and AI supply-chain companies rallied sharply. European equities recovered more modestly, with Europe ex-UK rising around 5.7%, while the UK lagged due to its heavier exposure to defensives, banks and energy companies. Japan also posted solid gains, helped by a weaker yen and strength in export-related sectors.

Commodities remained volatile as markets weighed the impact of disruption in the Strait of Hormuz. Brent crude oil traded above US\$110 per barrel and briefly reached new crisis highs late in the month. Industrial metals also performed well, supported by continued investment into global AI data-centre infrastructure. Gold prices remained elevated as investors balanced safe-haven demand against rising bond yields.

Australian markets participated in the rebound but underperformed the US and emerging markets. The S&P/ASX 300 Accumulation Index rose 2.3%, while Australian small companies gained 3.3%. Higher inflation readings and expectations of additional Reserve Bank tightening weighed on sentiment, with Australian bond yields moving higher over the month, while the Australian dollar strengthened from around US\$0.69 to US\$0.72.

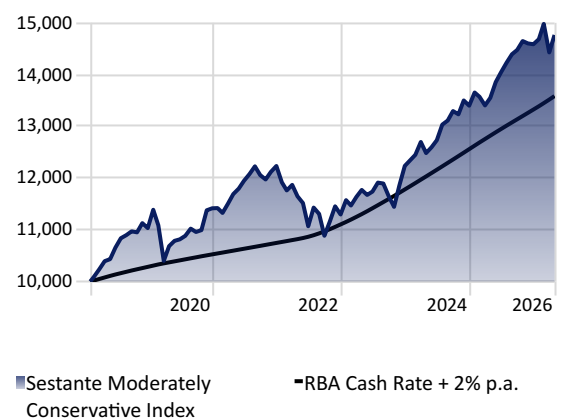
Bond markets were mixed globally. Rising oil prices and inflation concerns pushed yields higher in several regions, particularly Japan and the UK, while US Treasuries proved relatively resilient. Credit markets benefited from improving risk sentiment, with spreads tightening across both the investment-grade and high-yield sectors.

Overall, April demonstrated markets' willingness to prioritise earnings momentum and AI-driven growth opportunities despite elevated geopolitical and inflation risks.

For a detailed market review and outlook, please refer to the Monthly Market Commentary document available on www.azsestante.com/investment-options



\$10,000 invested over time




Portfolio information

- Investment Objective: target RBA cash rate +2.0% per annum over rolling 5-year periods after fees.
- Asset Class: Diversified
- 45% Growth / 55% Defensive
- Portfolio Inception Date: 7 February 2019

ESG Risk Score

● Sestante Moderately Conservative Index

Corporate ESG Risk Score



Sovereign ESG Risk Score



ESG Pillar Score



6.0

Environmental



8.2

Social



4.4

Governance



1.1

Unallocated

Major Index Returns

	1 Month	3 Months	6 Months	1 Year	3 Years
S&P/ASX 200 TR AUD	2.18	-1.22	-0.87	10.12	9.66
MSCI World Ex Australia GR AUD	4.49	0.84	-2.58	15.53	17.04
Bloomberg AusBond Composite 0+Y TR AUD	0.05	-0.50	-1.79	-0.14	2.01
Bloomberg Global Aggregate TR Hdg AUD	0.34	-0.14	0.03	2.36	3.05
S&P Global Infrastructure NR AUD	-2.17	3.01	3.61	11.00	12.04

Important information

*Past performance is not a reliable indicator of future performance. Performance is calculated before taxes, model management and platform fees and after underlying investment management fees. For full details of fees please refer to the relevant platform offer documents. Performance is notional in nature and an individual investor's actual performance may differ to that of the model portfolio. Investment performance is shown from 7/2/2019 and represents modelled performance only and assumes income received is reinvested.

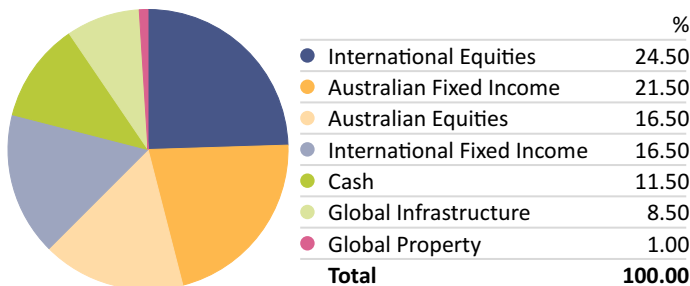
The Morningstar Historical Corporate Sustainability Score is a weighted average of the trailing 12 months of Morningstar Portfolio Corporate Sustainability Scores. Historical portfolio scores are not equal-weighted; rather, more-recent portfolios are weighted more heavily than older portfolios. Combining the trailing 12 months of portfolio scores adds consistency while still reflecting portfolio managers' current decisions by weighting the most recent portfolio scores more heavily.

ESG pillar scores are displayed as a number between 0 and 50 with most scores range between 0 and 25. It is the asset-weighted average of the company environmental, social, governance risk scores for the covered corporate holdings in a portfolio. The scores measure the degree to which a company's economic value may be at risk driven by environmental, social, and governance factors. The risk represents the unmanaged risk exposure after taking into account a company's management of such risks.

This document has been prepared by AZ Sestante Limited, ABN 94 106 888 662, AFSL 284 442 (AZ Sestante). This document is not an offer of securities or financial products, nor is it financial product advice. As this document has been prepared without taking account of any investors' particular objectives, financial situation or needs, you should consider its appropriateness having regard to your objectives, financial situation and needs before taking any action. Past performance is not a reliable indicator of future results. Although specific information has been prepared from sources believed to be reliable, we offer no guarantees as to its accuracy or completeness. The information stated, opinions expressed and estimates given constitute best judgement at the time of publication and are subject to change without notice. Consequently, although this document is provided in good faith, it is not intended to create any legal liability on the part of any other entity and does not vary the terms of a relevant disclosure statement. All dollars are Australian unless otherwise specified.

Current Asset Allocation

Portfolio Date: 30/04/2026



Where your funds are invested

International Equities	24.50	—
Vanguard All-World ex-US Shares ETF	9.00	🌐🌐🌐
iShares S&P 500 AUD Hedged ETF	7.50	🌐🌐🌐
iShares S&P 500 ETF	6.50	🌐🌐🌐
Vanguard Emerging Markets Shares Index	1.50	🌐
Australian Fixed Income	21.50	—
iShares Australian Bond Index	21.50	—
Australian Equities	16.50	—
iShares Core S&P/ASX 200 ETF	16.50	🌐🌐🌐
International Fixed Income	16.50	—
iShares Global Bond Index	16.50	🌐🌐🌐
Cash	11.50	—
BetaShares Aus High Interest Cash ETF	9.50	—
Cash	2.00	—
Global Infrastructure	8.50	—
VanEck FTSE Gbl Infrs(AUD Hdg)ETF	8.50	🌐🌐🌐
Global Property	1.00	—
VanEck FTSE Intl Prop (AUD Hdg) ETF	1.00	🌐🌐🌐
	100.00	

Morningstar's Globe Ratings are just one tool that can help investors work out a fund's ESG credentials. A 5 Globe Rating indicates a fund is at the top end of its peer group in terms of sustainability, while a 1 Globe Rating shows it is underperforming on sustainability issues.

Portfolio changes

There were no portfolio changes this month.